

EANCOM[®] 2002 S4

IFTMIN

Instruction message

Edition 2016

1. Introduction.....	2
2. Message Structure Chart	4
3. Branching Diagram.....	6
4. Segments Description	13
5. Segments Layout.....	19
6. Example(s)	102

1. Introduction

Status

MESSAGE TYPE : IFTMIN
REFERENCE DIRECTORY : D.01B
EANCOM® SUBSET VERSION : 004

Definition

A message from the party issuing an instruction regarding forwarding/transport services for a consignment under conditions agreed, to the party arranging the forwarding and/or transport services.

Principles

This message should not be used to instruct the despatch of products. The 'Instruction To Despatch (INSDDES)' message should be used for this purpose.

The instruction results in a transport contract for one consignment and is primarily meant for administrative purposes. It will be the message from shipper to carrier or forwarder containing the final details of the consignment for which services are provided. The instruction message is the one and only message which results in the actual contract which can either be a document or an electronic contract.

If only one message will suffice in an exchange between a shipper and a carrier/forwarder to convey the information related to one consignment then the instruction message should be the one as this message is the only message for a single consignment message that results in a contract.

In addition to the main principles detailed above, a number of general principles also apply;

- A consignment may contain several goods items.
- A consignment is identified by a consignor's reference number (code CU) in the RFF segment.
- Goods items may or may not be containerised.
- Goods items may be transported in one or more containers, and a single container may contain one or more goods items.
- One goods item may be related to one or more customs tariff codes.
- Goods items related to one customs tariff code may be carried in one or more containers.
- Goods items may reflect either the contractual or operational description of the goods.
- The instruction always relates to one consignee but may be for several different delivery locations.
- One transport instruction message should always equal one consignment.
- Pre-carriage (advanced haulage) and/or on-carriage (destination haulage) of goods items or equipment within one booking or instruction may take place in different steps, each step specified with its own transport details group.
- Transport devices, which have the ability of powered movement on their own, are specified in the transport details group. Other load or transport devices are specified as equipment.
- Packaging for goods items can be expressed at up to three levels.
- A goods item consists of one or more despatch units that adhere to the same package type and goods description.
- A despatch unit is the unit of cargo that will be handled and to which an SSCC can be affixed.

1. Introduction

A number of generic transport terms are used in this specification, to be described as:

CONSIGNEE

the organisation (party) which has the intention to receive the goods.

CONSIGNOR

the party ordering transport, orders a carrier to collect goods for transportation.

CONSIGNMENT

a collection of goods items to be transported from one or many despatch locations to one or many delivery locations. (synonym: shipment).

CARRIER

the party contracted by the consignor or forwarder to transport goods.

DESPATCH LOCATION

the physical location from which goods for transport are shipped.

DELIVERY LOCATION

the physical location to which goods for transport are finally delivered.

EQUIPMENT

material resources necessary to facilitate the transport and handling of cargo. Transport equipment does under the given circumstances not have the ability to move by its own propulsion (e.g. sea container, trailer, unit load device, pallet).

FORWARDER

the party contracted by the consignor to arrange to have the goods transported.

GOODS ITEM

a collection of products normally grouped together for transport purposes, e.g. 12 pallets of foodstuffs.

LINE ITEM

a specific product identified and defined for trade purposes, e.g. a case of flour containing 24 packets of 250 grams.

MODE OF TRANSPORT

the method of transport used for the conveyance of goods or persons, e.g. by rail, by road, by sea.

MEANS OF TRANSPORT

the vehicle used for the transport of goods or persons, e.g. aircraft, truck, vessel.

PLACE OF ACCEPTANCE

the place at which the responsibility of the carrier starts.

PLACE OF DELIVERY

the place at which the responsibility of the carrier ends.

TYPE OF MEANS OF TRANSPORT

the type of vehicle used in the transport process, e.g. wide body, tank truck, passenger vessel.

TYPE OF EQUIPMENT

the type of material used, e.g. 40 feet container, four way pallet, mafi trailer.

2. Message Structure Chart

Transport Instruction Heading Section

UNH	1	M	1	- Message header
BGM	2	M	1	- Beginning of message
DTM	3	C	9	- Date/time/period
TSR	4	C	9	- Transport service requirements
MOA	5	C	99	- Monetary amount
FTX	6	C	99	- Free text
CNT	7	C	9	- Control total
SG2		C	2	- TOD-LOC
TOD	8	M	1	- Terms of delivery or transport
LOC	9	C	9	- Place/location identification
SG3		C	999	- RFF-DTM
RFF	10	M	1	- Reference
DTM	11	C	9	- Date/time/period
SG4	+	C	9	- GOR-DTM-LOC-SEL-FTX-SG5
GOR	+	12	M 1	- Governmental requirements
DTM	+	13	C 9	- Date/time/period
LOC	+	14	C 9	- Place/location identification
SEL	+	15	C 9	- Seal number
FTX	+	16	C 9	- Free text
SG5	+	C	9	- DOC-DTM
DOC	+	17	M 1	- Document/message details
DTM	+	18	C 1	- Date/time/period
SG8	*	C	99	- TDT-DTM-SG9-SG10
TDT		19	M 1	- Details of transport
DTM		20	C 9	- Date/time/period
SG9		C	99	- LOC-DTM
LOC		21	M 1	- Place/location identification
DTM	+	22	C 9	- Date/time/period
SG10	+	C	9	- RFF-DTM
RFF	+	23	M 1	- Reference
DTM	+	24	C 1	- Date/time/period
SG11	*	M	99	- NAD-LOC-MOA-SG12-SG13-SG15
NAD		25	M 1	- Name and address
LOC	+	26	C 9	- Place/location identification
MOA	+	27	C 9	- Monetary amount
SG12		C	9	- CTA-COM
CTA		28	M 1	- Contact information
COM		29	C 9	- Communication contact
SG13		C	9	- DOC-DTM
DOC		30	M 1	- Document/message details
DTM		31	C 1	- Date/time/period
SG15		C	9	- RFF-DTM
RFF		32	M 1	- Reference
DTM		33	C 9	- Date/time/period

Transport Instruction Detail Section

SG18	*	C	999	- GID-HAN-TMP-RNG-LOC-MOA-PIA-FTX-SG19-GDS-SG20-SG21-S
GID		34	M 1	- Goods item details
HAN		35	C 99	- Handling instructions
TMP		36	C 1	- Temperature
RNG		37	C 1	- Range details
LOC		38	C 9	- Place/location identification
MOA		39	C 9	- Monetary amount
PIA		40	C 9	- Additional product id
FTX		41	C 99	- Free text
SG19		C	9	- NAD-DTM
NAD		42	M 1	- Name and address

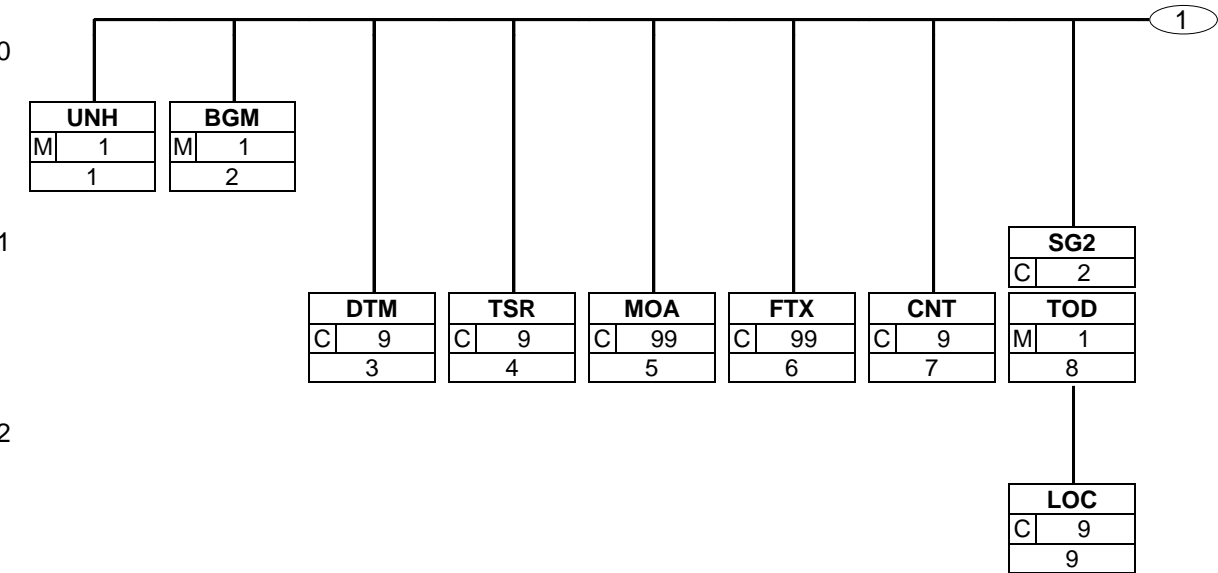
2. Message Structure Chart

DTM	43	C	1	- Date/time/period
GDS	44	C	9	- Nature of cargo
SG20		C	99	- MEA-EQN
MEA	45	M	1	- Measurements
EQN	46	C	1	- Number of units
SG21		C	99	- DIM-EQN
DIM	47	M	1	- Dimensions
EQN	48	C	1	- Number of units
SG22		C	9	- RFF-DTM
RFF	49	M	1	- Reference
DTM	50	C	9	- Date/time/period
SG23		C	999	- PCI-GIN
PCI	51	M	1	- Package identification
GIN	52	C	10	- Goods identity number
SG24		C	9	- DOC-DTM
DOC	53	M	1	- Document/message details
DTM	54	C	9	- Date/time/period
SG29		C	999	- SGP
SGP	55	M	1	- Split goods placement
SG32		C	99	- DGS-FTX-SG33-SG34
DGS	56	M	1	- Dangerous goods
FTX	57	C	99	- Free text
SG33		C	9	- CTA-COM
CTA	58	M	1	- Contact information
COM	59	C	9	- Communication contact
SG34		C	9	- MEA-EQN
MEA	60	M	1	- Measurements
EQN	61	C	1	- Number of units
SG37		C	999	- EQD-EQN-MEA-DIM-SEL-SG39
EQD	62	M	1	- Equipment details
EQN	63	C	1	- Number of units
MEA	64	C	9	- Measurements
DIM	65	C	9	- Dimensions
SEL	66	C	99	- Seal number
SG39		C	9	- NAD-DTM
NAD	67	M	1	- Name and address
DTM	68	C	1	- Date/time/period

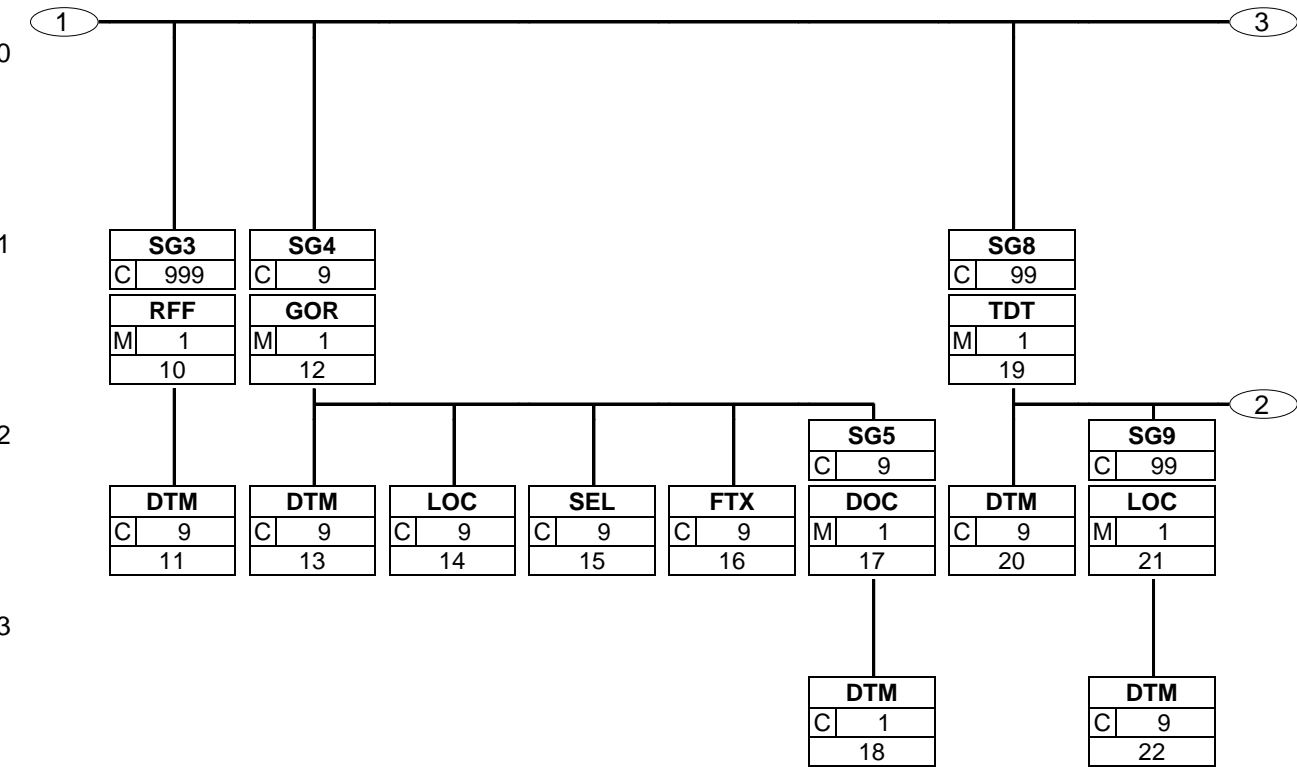
Transport Instruction Summary Section

UNT	69	M	1	- Message trailer
-----	----	---	---	-------------------

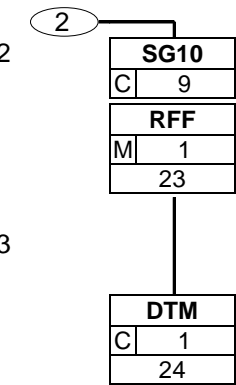
3. Branching Diagram



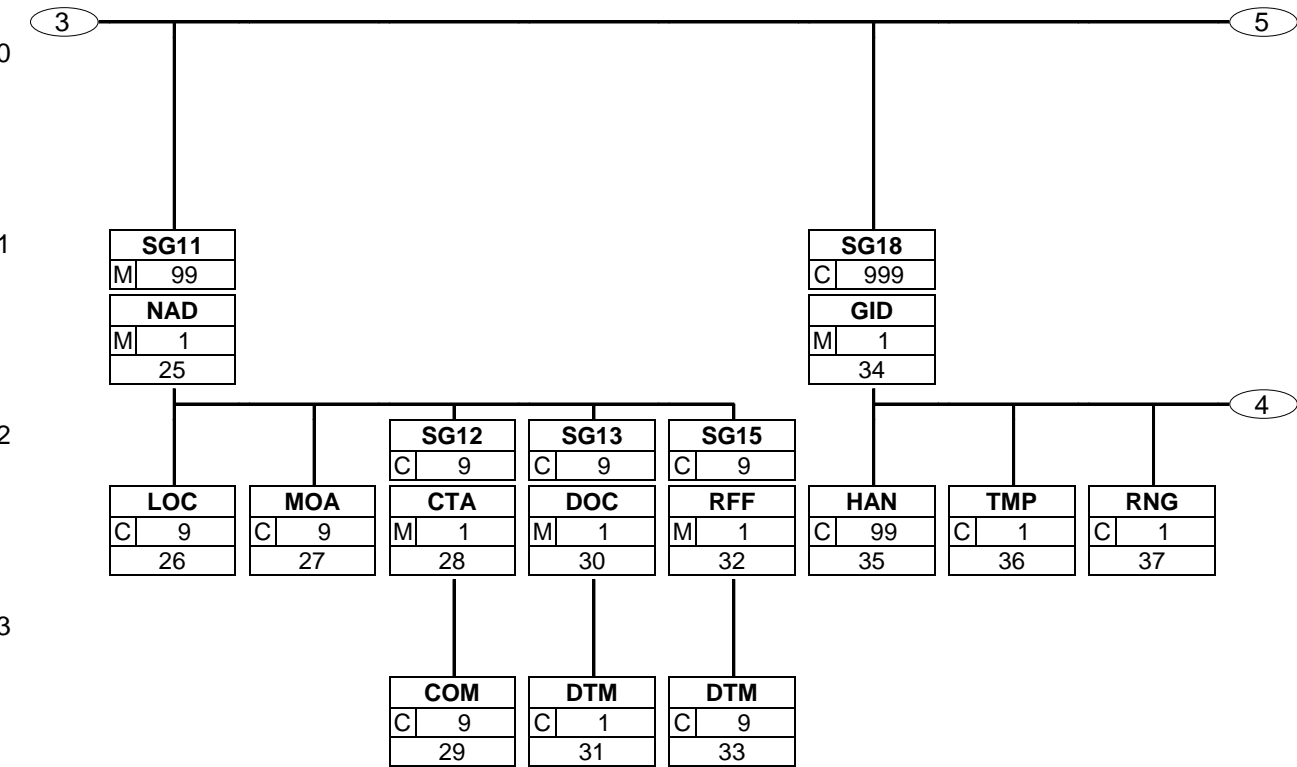
3. Branching Diagram



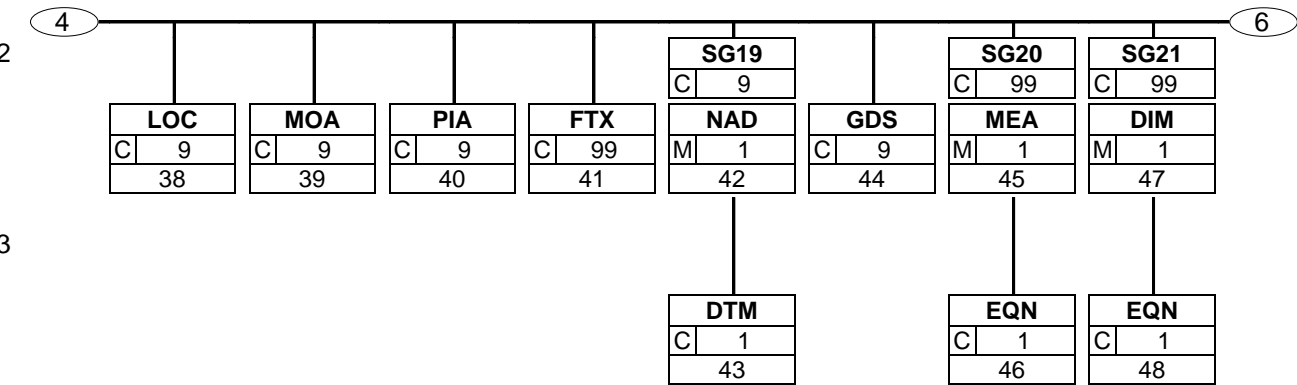
3. Branching Diagram



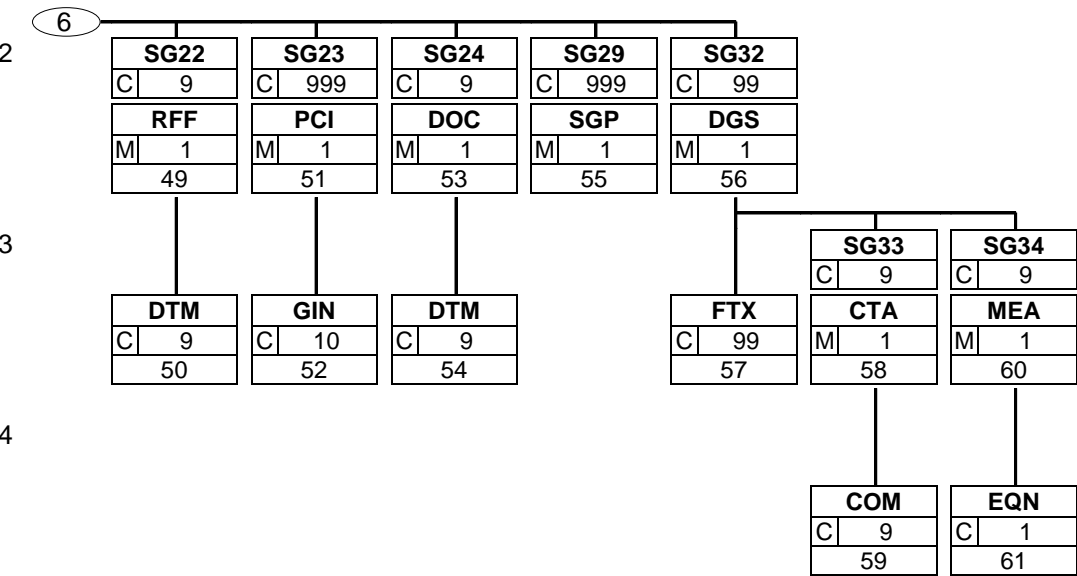
3. Branching Diagram



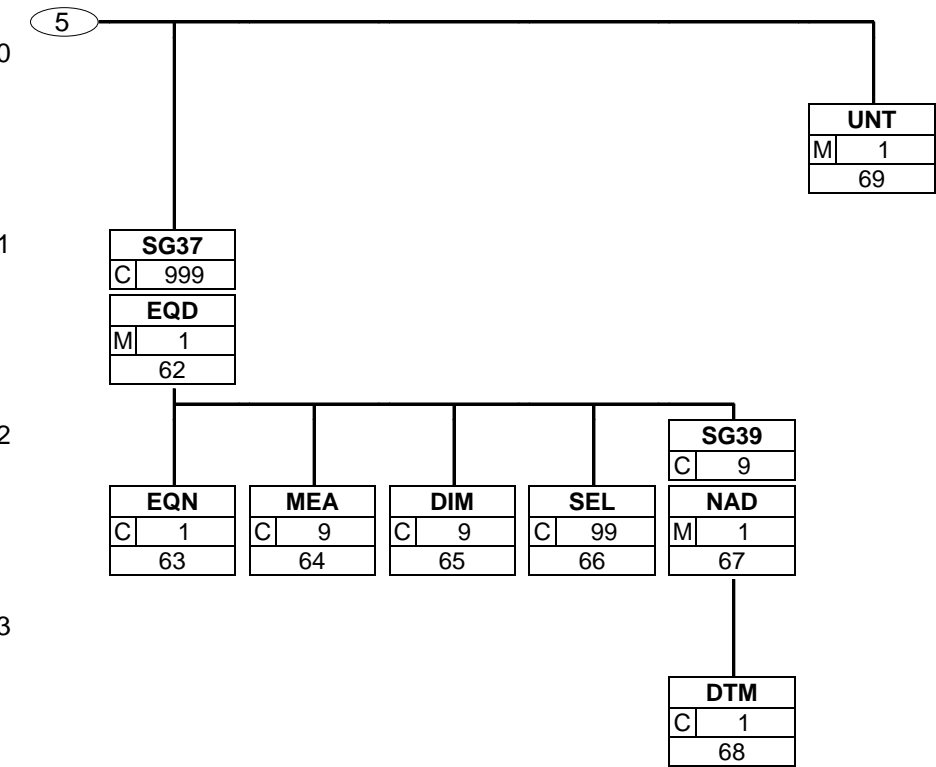
3. Branching Diagram



3. Branching Diagram



3. Branching Diagram



4. Segments Description

Transport Instruction Heading Section

UNH - M 1	- Message header This segment is used to head, identify and specify a message.
BGM - M 1	- Beginning of message This segment is used to indicate the type and function of a message and to transmit the identifying number.
DTM - C 9	- Date/time/period This segment is used to specify the date of the Transport Instruction message.
TSR - C 9	- Transport service requirements This segment is used to indicate any special contracts, services, priorities or nature of cargo in relation to the transport.
MOA - C 99	- Monetary amount This segment is used to specify insurance, customs or other values for the complete transport instruction message.
FTX - C 99	- Free text This segment is used to provide free form or coded text information related to the entire message.
CNT - C 9	- Control total This segment is used to provide message control information such as the total weight of the consignment, or, the total number of items in the consignment.
SG2 - C 2	- TOD-LOC A group of segments to specify terms of delivery and related locations.
TOD - M 1	- Terms of delivery or transport This segment is used to specify the terms of delivery for the transport instruction.
LOC - C 9	- Place/location identification This segment is used to indicate the location to which the terms of delivery are applicable.
SG3 - C 999	- RFF-DTM A group of segments containing a reference and constants which apply to the entire message.
RFF - M 1	- Reference This segment is used to specify references related to the complete transport instruction message.
DTM - C 9	- Date/time/period This segment is used to specify any dates related to the previous RFF segment.
SG4 - C 9	- GOR-DTM-LOC-SEL-FTX-SG5 A group of segments to identify customs and other governmental procedures and required documents.
GOR - M 1	- Governmental requirements This segment is used to indicate any applicable governmental procedures and required action related to the import, export or transit of the entire consignment, e.g. arrangements to be made for the inspection of the goods by customs at the time of export.
DTM - C 9	- Date/time/period This segment is used to specify any dates or periods related to governmental procedures and/or documents for the entire consignment, e.g. the expiration date of the customs documents.

4. Segments Description

LOC - C 9	- Place/location identification This segment is used to identify any locations related to the governmental procedures for the entire consignment, e.g. the customs office at which the consignment leaves the country.
SEL - C 9	- Seal number This segment is used to specify a seal number and the sealing party, for the entire consignment, e.g. the carrier being responsible for sealing the truck.
FTX - C 9	- Free text This segment is used to specify additional information.
SG5 - C 9	- DOC-DTM A group of segments to specify required documents by government.
DOC - M 1	- Document/message details This segment is used to identify any documentation related to the entire consignment which is required by government, e.g. despatch note model T2 that ascertains that all goods of the consignment were originally produced in a country of the European Community.
DTM - C 1	- Date/time/period This segment is used to specify any dates related to the previous DOC segment, e.g. date of the despatch note model T2.
SG8 - C 99	- TDT-DTM-SG9-SG10 A group of segments to indicate details of the movement of goods such as mode and means of transport, locations, departure, and arrival date(s) and time(s).
TDT - M 1	- Details of transport This segment is used to indicate the transport means, and where necessary, the carrier to be used for the consignment for which a transport instruction is being issued. When used, it is mandatory to indicate the main carriage transport mode in this segment.
DTM - C 9	- Date/time/period This segment is used to specify dates relating to the transport means.
SG9 - C 99	- LOC-DTM A group of segments to specify a location and date/time related to this leg of transport.
LOC - M 1	- Place/location identification This segment is used to identify locations relating to the transport details for the complete transport instruction.
DTM - C 9	- Date/time/period This segment is used to specify any dates related to the location identified for a specific stage of transport.
SG10 - C 9	- RFF-DTM A group of segments to specify an additional reference related to the stage of the transport.
RFF - M 1	- Reference This segment is used to specify references related to the transport details for the complete transport instruction.
DTM - C 1	- Date/time/period This segment is used to specify any dates related to the previous RFF segment.
SG11 - M 99	- NAD-LOC-MOA-SG12-SG13-SG15 A group of segments to identify a party, related references, locations contacts and required documents.

4. Segments Description

NAD - M 1	- Name and address This segment is used to identify the trading partners involved in the Transport Instruction message. Identification of the Consignor and Carrier or Forwarder is mandatory in the Transport Instruction message. If required, a Consignee may also be identified using NAD at this level in the message.
LOC - C 9	- Place/location identification This segment is used to identify locations related to the party specified in the NAD segment.
MOA - C 9	- Monetary amount This segment is used to indicate monetary amounts for the party receiving the goods.
SG12 - C 9	- CTA-COM A group of segments identifying a contact and its communications related to the party.
CTA - M 1	- Contact information This segment is used to identify department and contact names within the party specified in the NAD segment.
COM - C 9	- Communication contact This segment identifies the communications number and type of communications for the person or department identified in the previous CTA segment.
SG13 - C 9	- DOC-DTM A group of segments to identify required documents.
DOC - M 1	- Document/message details This segment is used to identify any documentation related to the party identified in the NAD segment which must accompany the consignment.
DTM - C 1	- Date/time/period This segment is used to specify any dates related to the previous DOC segment.
SG15 - C 9	- RFF-DTM A group of segments to specify a reference related to the party.
RFF - M 1	- Reference This segment is used to provide references related to the party identified in the NAD segment.
DTM - C 9	- Date/time/period This segment is used to specify dates relating to the references given in the previous RFF segment.

Transport Instruction Detail Section

SG18 - C 999	- GID-HAN-TMP-RNG-LOC-MOA-PIA-FTX-SG19-GDS-SG20-SG21-SG22-SG23-SG24-SG29-SG32 A group of segments to describe the goods items for which transport is undertaken.
GID - M 1	- Goods item details This segment is the trigger segment for the detail section of the transport instruction message. It is used to specify the number and type of packaging for the goods item.
HAN - C 99	- Handling instructions This segment is used to provide handling instructions relevant to the transport line item identified in the GID segment.
TMP - C 1	- Temperature This segment is used to specify a temperature setting related to the current goods item.

4. Segments Description

RNG - C 1	- Range details This segment is used to specify a temperature range related to the current goods item.
LOC - C 9	- Place/location identification This segment is used to indicate locations relevant to the current goods item line.
MOA - C 9	- Monetary amount This segment is used to specify the value of the goods item for customs, insurance or other valuation purposes.
PIA - C 9	- Additional product id This segment is used to specify identification codes relating to the goods item for which a transport instruction is being issued.
FTX - C 99	- Free text This segment is used to provide free form or coded text information related to the goods item.
SG19 - C 9	- NAD-DTM A group of segments to identify different places of collection and/or delivery for the goods item.
NAD - M 1	- Name and address This segment is used to identify parties related to the despatch and delivery of the current goods item. Information provided here will override similar information provided at the heading level (group 11) when the same qualifier is used.
DTM - C 1	- Date/time/period This segment is used to specify dates and times relating to the despatch or delivery parties specified in the previous NAD segment.
GDS - C 9	- Nature of cargo This segment is used to specify the exact nature of the goods.
SG20 - C 99	- MEA-EQN A group of segments to specify measurements applicable to a goods item.
MEA - M 1	- Measurements This segment is used to specify a measurement for the goods identified in the GID segment. All measurements given in the MEA segments relate to the highest level of packaging (the despatch units) identified in the GID segment.
EQN - C 1	- Number of units This segment is used to specify the number of packages (despatch units) within the goods item to which the measurement applies.
SG21 - C 99	- DIM-EQN A group of segments to specify dimensions applicable to a goods item.
DIM - M 1	- Dimensions This segment is used to indicate the dimensions of the goods item identified in the GID segment. All dimensions given in the DIM segments relate to the highest level packaging (the despatch units) identified in the GID segment.
EQN - C 1	- Number of units This segment is used to specify the number of packages (despatch units) within the goods items to which the dimensions apply.
SG22 - C 9	- RFF-DTM A group of segments to identify references to a goods item.
RFF - M 1	- Reference This segment is used to specify references which are applicable to the current goods item only.

4. Segments Description

DTM - C 9	- Date/time/period This segment is used to indicate dates relevant to the references specified in the previous RFF segment.
SG23 - C 999	- PCI-GIN A group of segments to specify marks and numbers of a goods item.
PCI - M 1	- Package identification This segment is used to specify markings and labels which have been marked on the packaging of the current goods item.
GIN - C 10	- Goods identity number This segment is used to provide the Serial Shipping Container Code marked on the packaging of the current goods item.
SG24 - C 9	- DOC-DTM A group of segments to specify documents and associated date(s) and time(s) for a goods item.
DOC - M 1	- Document/message details This segment is used to specify documents which are required for the current transport goods item only and which must accompany the consignment.
DTM - C 9	- Date/time/period This segment is used to specify dates relating to the documents identified in the previous DOC segment.
SG29 - C 999	- SGP A group of segments to specify the distribution of a goods item among the transport equipment.
SGP - M 1	- Split goods placement This segment is used to specify the placement of the goods item in equipment used to transport the consignment.
SG32 - C 99	- DGS-FTX-SG33-SG34 A group of segments to specify dangerous goods details related to the goods item. One goods item may be in different dangerous goods classes.
DGS - M 1	- Dangerous goods This segment is used to indicate whether the goods item contains any dangerous goods.
FTX - C 99	- Free text This segment is used to specify any additional information required for the dangerous goods.
SG33 - C 9	- CTA-COM A group of segments to identify a contact to whom communication regarding the dangerous goods can be directed.
CTA - M 1	- Contact information This segment is used to specify a contact name relating to the dangerous goods identified in the DGS segment.
COM - C 9	- Communication contact This segment identifies the communications number and type of communications for the person or department identified in the previous CTA segment.
SG34 - C 9	- MEA-EQN A group of segments to identify dangerous goods measurements.
MEA - M 1	- Measurements This segment is used to indicate a measurement of the dangerous goods in the goods line item.

4. Segments Description

EQN - C 1	- Number of units This segment is used to indicate the number of units to which the dangerous goods measurements apply.
SG37 - C 999	- EQD-EQN-MEA-DIM-SEL-SG39 A group of segments to specify equipment in which goods are transported.
EQD - M 1	- Equipment details This segment is used to indicate the units of equipment which will be used to transport the goods items.
EQN - C 1	- Number of units This segment is used to specify the number of pieces of equipment required.
MEA - C 9	- Measurements This segment is used to specify the physical dimensions including tolerances of the equipment identified in the preceding EQD segment.
DIM - C 9	- Dimensions This segment is used to indicate the dimensions of the equipment identified in the EQD segment.
SEL - C 99	- Seal number This segment is used to specify a seal number for the equipment identified in the EQD segment.
SG39 - C 9	- NAD-DTM A group of segments to identify different equipment pick-up or drop-off places.
NAD - M 1	- Name and address This segment is used to specify pick up or drop off parties for the equipment specified in the EQD segment.
DTM - C 1	- Date/time/period This segment is used to provide dates related to the equipment specified in the EQD segment.

Transport Instruction Summary Section

UNT - M 1	- Message trailer This segment is a mandatory UN/EDIFACT segment. It must always be the last segment in the message.
-----------	---

5. Segments Layout

This section describes each segment used in the EANCOM® Transport instruction message. The original EDIFACT segment layout is listed. The appropriate comments relevant to the EANCOM® subset are indicated.

Notes:

1. The segments are presented in the sequence in which they appear in the message. The segment or segment group tag is followed by the (M)andatory / (C)onditional indicator, the maximum number of occurrences and the segment description.
2. Reading from left to right, in column one, the data element tags and descriptions are shown, followed by in the second column the EDIFACT status (M or C), the field format, and the picture of the data elements. These first pieces of information constitute the original EDIFACT segment layout.

Following the EDIFACT information, EANCOM® specific information is provided in the third, fourth, and fifth columns. In the third column a status indicator for the use of (C)onditional EDIFACT data elements (see 2.1 through 2.3 below), in the fourth column the restricted indicator (see point 3 on the following page), and in the fifth column notes and code values used for specific data elements in the message.

- 2.1 (M)andatory data elements in EDIFACT segments retain their status in EANCOM®.
- 2.2 Additionally, there are five types of status for data elements with a (C)onditional EDIFACT status, whether for simple, component or composite data elements. These are listed below and can be identified when relevant by the following abbreviations:

- REQUIRED	R	Indicates that the entity is required and must be sent.
- ADVISED	A	Indicates that the entity is advised or recommended.
- DEPENDENT	D	Indicates that the entity must be sent in certain conditions, as defined by the relevant explanatory note.
- OPTIONAL	O	Indicates that the entity is optional and may be sent at the discretion of the user.
- NOT USED	N	Indicates that the entity is not used and should be omitted.

- 2.3 If a composite is flagged as **N, NOT USED**, all data elements within that composite will have blank status indicators assigned to them.
3. Status indicators detailed in the fourth column which directly relate to the code values detailed in the fifth **column** may have two values:

- RESTRICTED	*	A data element marked with an asterisk (*) in the fourth column indicates that the listed codes in column five are the only codes available for use with this data element, in this segment, in this message.
- OPEN		All data elements where coded representation of data is possible and a restricted set of code values is not indicated are open (no asterisk in fourth column). The available codes are listed in the EANCOM® Data Elements and Code Sets Directory. Code values may be given as examples or there may be a note on the format or type of code to be used.

4. Different colours are used for the code values in the segment details: restricted codes are in red and open codes in blue.

5. Segments Layout

Segment number: 1

UNH - M 1 - Message header				
<p>Function:</p> <p>To head, identify and specify a message.</p> <p>Notes:</p> <p>1. Data element S009/0057 is retained for upward compatibility. The use of S016 and/or S017 is encouraged in preference.</p> <p>2. The combination of the values carried in data elements 0062 and S009 shall be used to identify uniquely the message within its group (if used) or if not used, within its interchange, for the purpose of acknowledgement.</p>				
		EDIFACT	GS1	* Description
0062	Message reference number	M an..14	M	
Senders unique message reference. Sequence number of the messages in the interchange. DE 0062 in the UNT will be identical. Sender generated, e.g. ME000001.				
S009	MESSAGE IDENTIFIER	M	M	
0065	Message type	M an..6	M	*
IFTMIN = Instruction message				
0052	Message version number	M an..3	M	*
D = Draft version/UN/EDIFACT Directory				
0054	Message release number	M an..3	M	*
01B = Release 2001 - B				
0051	Controlling agency, coded	M an..3	M	*
UN = UN/CEFACT				
0057	Association assigned code	C an..6	R	*
EAN004 = GS1 version control number (GS1 Permanent Code) Indicates that the message is the EANCOM version 004 of the UNSM Transport Instruction.				
0110	Code list directory version number	C an..6	O	
This data element can be used to identify the codelist agreed by the interchange partners, e.g. EAN001 = EANCOM 2002 S4 codelist released on 01.12.2002 by GS1.				
0113	Message type sub-function identification	C an..6	N	
0068	Common access reference	C an..35	N	
S010	STATUS OF THE TRANSFER	C	N	
0070	Sequence of transfers	M n..2		
0073	First and last transfer	C a1		
S016	MESSAGE SUBSET IDENTIFICATION	C	N	
0115	Message subset identification	M an..14		
0116	Message subset version number	C an..3		
0118	Message subset release number	C an..3		
0051	Controlling agency, coded	C an..3		
S017	MESSAGE IMPLEMENTATION GUIDELINE IDENTIFICATION	C	N	
0121	Message implementation guideline identification	M an..14		
0122	Message implementation guideline version number	C an..3		

5. Segments Layout

Segment number: 1

		EDIFACT	GS1	*	Description
0124	Message implementation guideline release number	C an..3			
0051	Controlling agency, coded	C an..3			
S018	SCENARIO IDENTIFICATION	C	N		
0127	Scenario identification	Man..14			
0128	Scenario version number	C an..3			
0130	Scenario release number	C an..3			
0051	Controlling agency, coded	C an..3			

Segment Notes:

This segment is used to head, identify and specify a message.

DE's 0065, 0052, 0054, and 0051: Indicate that the message is a UNSM Transport Instruction message based on the D.01B directory under the control of the United Nations.

Example:

UNH+ME000001+IFTMIN:D:01B:UN:EAN004'

5. Segments Layout

Segment number: 2

BGM - M 1 - Beginning of message				
Function: To indicate the type and function of a message and to transmit the identifying number.				
		EDIFACT	GS1	* Description
C002	DOCUMENT/MESSAGE NAME	C	R	
1001	Document name code	C an..3	R	*
				340 = Shipping instructions 341 = Shipper's letter of instructions (air) 610 = Forwarding instructions
1131	Code list identification code	C an..17	N	
3055	Code list responsible agency code	C an..3	N	
1000	Document name	C an..35	O	
C106	DOCUMENT/MESSAGE IDENTIFICATION	C	R	
1004	Document identifier	C an..35	R	
				Transport Instruction number assigned by The document sender. For global unique identification of documents Global Document Type Identifier (GDTI) is available.
1056	Version identifier	C an..9	N	
1060	Revision identifier	C an..6	N	

5. Segments Layout

1225	Message function code	C an..3	R	*	<p>1 = Cancellation 5 = Replace 7 = Duplicate 9 = Original 31 = Copy 42 = Confirmation via specific means</p> <p>The message function, coded is a critical data element in this segment. It applies to all data indicated in the message. Consequently, one separate message has to be provided per type of function required. The following definitions apply for the restricted codes:</p> <p>1 = Cancellation - Cancel the original transport instruction message (original transport instruction reference specified in RFF SG3). When a transport instruction message is being cancelled all mandatory data (at message and detail levels) must be sent again for the message being cancelled which is identified using the RFF segment in group 3.</p> <p>5 = Replace - Cancel the original transport instruction message and replace with this transport instruction message (original transport instruction reference is specified in RFF SG3). When a transport instruction message is being replaced all data pertaining to the consignment must be sent again for the message being replaced which is identified using the RFF segment in group 3.</p> <p>7 = Duplicate - Re-transmission on the request of the receiver.</p> <p>9 = Original - Original transmission of the transport instruction message.</p> <p>31 = Copy - Copy of the transport instruction message for a third party for information purposes.</p>
------	-----------------------	---------	---	---	--

5. Segments Layout

Segment number: 2

	EDIFACT	GS1	*	Description
				42 = Confirmation via other means - Confirmation of a previous instruction sent by means other than EDI.
4343 Response type code	C an..3	N		
<p>Segment Notes:</p> <p>This segment is used to indicate the type and function of a message and to transmit the identifying number. All references other than the document number DE 1004 are to be put in the RFF segment.</p> <p>Example: BGM+610+569952+9'</p>				

5. Segments Layout

Segment number: 3

DTM		- C	9 - Date/time/period		
Function: To specify date, and/or time, or period.					
		EDIFACT	GS1	*	Description
C507	DATE/TIME/PERIOD	M	M		
2005	Date or time or period function code qualifier	M an..3	M	*	2 = Delivery date/time, requested 10 = Shipment date/time, requested 63 = Delivery date/time, latest 64 = Delivery date/time, earliest 137 = Document/message date/time 175 = Advise before date/time 179 = Booking date/time 200 = Pick-up/collection date/time of cargo 234 = Collection date/time, earliest 235 = Collection date/time, latest 351 = Inspection date 530 = Fumigation date and/or time
2380	Date or time or period value	C an..35	R		
2379	Date or time or period format code	C an..3	R		102 = CCYYMMDD 203 = CCYYMMDDHHMM 719 = CCYYMMDDHHMM- CCYYMMDDHHMM
Segment Notes: This segment is used to specify the date of the Transport Instruction message. DE 2005: Identification of the 'Document/message date/time' (code value 137) is mandatory in an EANCOM message. Example: DTM+137:20021201:102'					

5. Segments Layout

Segment number: 4

TSR - C 9 - Transport service requirements				
Function: To specify the contract and carriage conditions and service and priority requirements for the transport.				
		EDIFACT	GS1	* Description
C536	CONTRACT AND CARRIAGE CONDITION	C	O	
4065	Contract and carriage condition code	Man..3	M	2 = Special agreement for parcels transport 3 = Special agreement for full loading transport 4 = Combined transport 5 = FIATA combined transport bill of lading 11 = CMR carnet
1131	Code list identification code	C an..17	O	
3055	Code list responsible agency code	C an..3	D	
C233	SERVICE	C	O	
7273	Service requirement code	Man..3	M	1 = Carrier loads 4 = Shipper loads
1131	Code list identification code	C an..17	O	
3055	Code list responsible agency code	C an..3	D	
7273	Service requirement code	C an..3	O	
1131	Code list identification code	C an..17	O	
3055	Code list responsible agency code	C an..3	D	
C537	TRANSPORT PRIORITY	C	O	
4219	Transport service priority code	Man..3	M	1 = Express 2 = High speed 3 = Normal speed
1131	Code list identification code	C an..17	O	
3055	Code list responsible agency code	C an..3	D	
C703	NATURE OF CARGO	C	O	
7085	Cargo type classification code	Man..3	M	11 = Hazardous cargo 12 = General cargo
1131	Code list identification code	C an..17	O	
3055	Code list responsible agency code	C an..3	D	
Segment Notes: This segment is used to indicate any special contracts, services, priorities or nature of cargo in relation to the transport. Example: TSR+3+1'				

5. Segments Layout

Segment number: 5

MOA - C 99 - Monetary amount				
Function: To specify a monetary amount.				
	EDIFACT	GS1	*	Description
C516 MONETARY AMOUNT	M	M		
5025 Monetary amount type code qualifier	Man..3	M		22 = Cash on delivery amount 40 = Customs value 44 = Declared value for carriage 157 = Insurance value
5004 Monetary amount	C n..35	R		
6345 Currency identification code	C an..3	O		
6343 Currency type code qualifier	C an..3	N		
4405 Status description code	C an..3	N		
Segment Notes: This segment is used to specify insurance, customs or other values for the complete transport instruction message. Example: MOA+157:62112'				

5. Segments Layout

Segment number: 6

FTX - C 99 - Free text				
Function: To provide free form or coded text information.				
	EDIFACT	GS1	*	Description
4451 Text subject code qualifier	M an..3	M		AAI = General information BLR = Transport document remarks DEL = Delivery information HAN = Handling instructions PRD = Product information SIN = Special instructions ZZZ = Mutually defined
4453 Free text function code	C an..3	O		1 = Text for subsequent use
C107 TEXT REFERENCE	C	D		This composite is only used when trading partners have agreed to use mutually defined code values.
4441 Free text value code	M an..17	M		
1131 Code list identification code	C an..17	O		
3055 Code list responsible agency code	C an..3	D		91 = Assigned by supplier or supplier's agent 92 = Assigned by buyer or buyer's agent
C108 TEXT LITERAL	C	D		This composite is only used if coded text can not be used.
4440 Free text value	M an..512	M		
4440 Free text value	C an..512	O		
4440 Free text value	C an..512	O		
4440 Free text value	C an..512	O		
4440 Free text value	C an..512	O		
3453 Language name code	C an..3	D		ISO 639 two alpha code This data element is only used when non coded free text has been provided in data element C108.
4447 Free text format code	C an..3	N		
<p>Segment Notes:</p> <p>This segment is used to provide free form or coded text information related to the entire message. Use of this segment in free form is not recommended since it may inhibit automatic processing of the Transport Instruction. Coded references to standard texts is an available functionality which enables automatic processing and reduces transmission overheads. Standard texts should be mutually defined between trading partners and can be used to cover legal or other requirements.</p> <p>Example: FTX+DEL+1+002::91' (Supplier assigned Code value 002 = Please ensure complete delivery on requested date.)</p>				

5. Segments Layout

Segment number: 7

CNT - C 9 - Control total				
Function: To provide control total.				
	EDIFACT	GS1	*	Description
C270 CONTROL	M	M		
6069 Control total type code qualifier	Man..3	M		<p>7 = Total gross weight 11 = Total number of packages 15 = Total consignment, cube 16 = Total number of equipment</p> <p>When using value '15' in this data element the total specified in data element 6066 is arrived at by adding the values specified in data element 6314 of the MEA segment at goods item level when the GMC (Gross measurement cube) code is used in data element 6313 in the same MEA segment.</p> <p>When using code value '11' the total specified in data element 6066 is arrived at by adding the values specified only in the first occurrence of C213, data element 7224, of the GID segment.</p>
6066 Control total value	Mn..18	M		
6411 Measurement unit code	C an..3	O		
Segment Notes: This segment is used to provide message control information such as the total weight of the consignment, or, the total number of items in the consignment. Example: CNT+11:4'				

5. Segments Layout

Segment number: 8

SG2 - C 2 - TOD-LOC				
TOD - M 1 - Terms of delivery or transport				
Function:				
To specify terms of delivery or transport.				
		EDIFACT	GS1	* Description
4055	Delivery or transport terms function code	C an..3	R	6 = Delivery condition
4215	Transport charges payment method code	C an..3	O	CC = Collect PP = Prepaid (by seller)
C100	TERMS OF DELIVERY OR TRANSPORT	C	R	
4053	Delivery or transport terms description code	C an..3	R	
1131	Code list identification code	C an..17	O	
3055	Code list responsible agency code	C an..3	D	
4052	Delivery or transport terms description	C an..70	O	
4052	Delivery or transport terms description	C an..70	O	
Segment Notes:				
This segment is used to specify the terms of delivery for the transport instruction.				
Example:				
TOD+6++CFR:2E:9'				
Dependency Notes:				
Data elements 1131 and 3055 are only used if specific terms of delivery codes are being used.				

5. Segments Layout

Segment number: 9

SG2		- C	2 - TOD-LOC		
LOC		- C	9 - Place/location identification		
Function:					
To identify a place or a location and/or related locations.					
		EDIFACT	GS1	*	Description
3227	Location function code qualifier	M an..3	M	*	1 = Place of terms of delivery
C517	LOCATION IDENTIFICATION	C	A		
3225	Location name code	C an..25	A		The use of UN/LOCODES is the most appropriate means of identifying locations related to the terms of delivery.
1131	Code list identification code	C an..17	O		
3055	Code list responsible agency code	C an..3	D		3 = IATA (International Air Transport Association) DE 3055 must be used if DE 3225 is used and does not contain an UN/LOCODE.
3224	Location name	C an..256	O		
C519	RELATED LOCATION ONE IDENTIFICATION	C	N		
3223	First related location name code	C an..25			
1131	Code list identification code	C an..17			
3055	Code list responsible agency code	C an..3			
3222	First related location name	C an..70			
C553	RELATED LOCATION TWO IDENTIFICATION	C	N		
3233	Second related location name code	C an..25			
1131	Code list identification code	C an..17			
3055	Code list responsible agency code	C an..3			
3232	Second related location name	C an..70			
5479	Relation code	C an..3	N		
Segment Notes:					
This segment is used to indicate the location to which the terms of delivery are applicable.					
Example:					
LOC+1+BE-BRU'					

5. Segments Layout

Segment number: 10

SG3		- C	999 - RFF-DTM		
RFF		- M	1 - Reference		
Function: To specify a reference.					
		EDIFACT	GS1	*	Description
C506	REFERENCE	M	M		
1153	Reference code qualifier	M an..3	M		AWB = Air waybill number BN = Booking reference number CT = Contract number CU = Consignor's reference number HWB = House waybill number LC = Letter of credit number MWB = Master air waybill number TIN = Transport instruction number Code value 'TRI' is only used when codes values 1 (Cancellation) or 5 (Replacement) are used in data element 1225 of the BGM segment. The code value 'CU' is the common reference number for the consignment which is used in all transport messages (IFTMBF, IFTMIN, IFTMAN, etc).
1154	Reference identifier	C an..70	R		
1156	Document line identifier	C an..6	N		
4000	Reference version identifier	C an..35	N		
1060	Revision identifier	C an..6	N		
Segment Notes: This segment is used to specify references related to the complete transport instruction message. Example: RFF+CT:76214'					

5. Segments Layout

Segment number: 11

SG3		- C	999 - RFF-DTM		
DTM		- C	9 - Date/time/period		
Function:					
To specify date, and/or time, or period.					
		EDIFACT	GS1	*	Description
C507	DATE/TIME/PERIOD	M	M		
2005	Date or time or period function code qualifier	M an..3	M	*	171 = Reference date/time
2380	Date or time or period value	C an..35	R		
2379	Date or time or period format code	C an..3	R		102 = CCYYMMDD 203 = CCYYMMDDHHMM 718 = CCYYMMDD-CCYYMMDD
Segment Notes:					
This segment is used to specify any dates related to the previous RFF segment.					
Example:					
DTM+171:20021125:102'					

5. Segments Layout

Segment number: 12

SG4		- C	9 - GOR-DTM-LOC-SEL-FTX-SG5		
GOR		- M	1 - Governmental requirements		
Function:					
To indicate the requirement for a specific governmental action and/or procedure or which specific procedure is valid for a specific part of the transport.					
		EDIFACT	GS1	*	Description
8323	Transport movement code	C an..3	O		1 = Export 2 = Import 3 = Transit
C232	GOVERNMENT ACTION	C	R		
9415	Government agency identification code	C an..3	R		5 = Customs 7 = Health certificate 10 = Live animals
9411	Government involvement code	C an..3	O		6 = Required
9417	Government action code	C an..3	N		
9353	Government procedure code	C an..3	O		1 = Already customs cleared in the importing country 2 = Documents requirements completed 5 = Inspection arrangements required
C232	GOVERNMENT ACTION	C	O		
9415	Government agency identification code	C an..3	R		
9411	Government involvement code	C an..3	O		
9417	Government action code	C an..3	N		
9353	Government procedure code	C an..3	O		
C232	GOVERNMENT ACTION	C	O		
9415	Government agency identification code	C an..3	R		
9411	Government involvement code	C an..3	O		
9417	Government action code	C an..3	N		
9353	Government procedure code	C an..3	O		
C232	GOVERNMENT ACTION	C	O		
9415	Government agency identification code	C an..3	R		
9411	Government involvement code	C an..3	O		
9417	Government action code	C an..3	N		
9353	Government procedure code	C an..3	O		
Segment Notes:					
This segment is used to indicate any applicable governmental procedures and required action related to the import, export or transit of the entire consignment, e.g. arrangements to be made for the inspection of the goods by customs at the time of export.					
Example:					
GOR+1+5:6::5'					

5. Segments Layout

Segment number: 13

SG4 - C		9 - GOR-DTM-LOC-SEL-FTX-SG5		
DTM - C		9 - Date/time/period		
Function:				
To specify date, and/or time, or period.				
		EDIFACT	GS1	* Description
C507	DATE/TIME/PERIOD	M	M	
2005	Date or time or period function code qualifier	Man..3	M	182 = Issue date 192 = Expiration date/time of customs document
2380	Date or time or period value	C an..35	R	
2379	Date or time or period format code	C an..3	R	102 = CCYYMMDD
Segment Notes:				
This segment is used to specify any dates or periods related to governmental procedures and/or documents for the entire consignment, e.g. the expiration date of the customs documents.				
Example:				
DTM+192:20020605:102'				

5. Segments Layout

Segment number: 14

SG4		- C	9 - GOR-DTM-LOC-SEL-FTX-SG5		
LOC		- C	9 - Place/location identification		
Function:					
To identify a place or a location and/or related locations.					
		EDIFACT	GS1	*	Description
3227	Location function code qualifier	M an..3	M		42 = Customs office of exit 45 = Customs office of destination (transit)
C517	LOCATION IDENTIFICATION	C	A		
3225	Location name code	C an..25	A		UN/LOCODE
1131	Code list identification code	C an..17	O		
3055	Code list responsible agency code	C an..3	D		3 = IATA (International Air Transport Association) 9 = GS1 DE 3055 must be used if DE 3225 is used and does not contain an UN/LOCODE.
3224	Location name	C an..256	O		
C519	RELATED LOCATION ONE IDENTIFICATION	C	N		
3223	First related location name code	C an..25			
1131	Code list identification code	C an..17			
3055	Code list responsible agency code	C an..3			
3222	First related location name	C an..70			
C553	RELATED LOCATION TWO IDENTIFICATION	C	N		
3233	Second related location name code	C an..25			
1131	Code list identification code	C an..17			
3055	Code list responsible agency code	C an..3			
3232	Second related location name	C an..70			
5479	Relation code	C an..3	N		
Segment Notes:					
This segment is used to identify any locations related to the governmental procedures for the entire consignment, e.g. the customs office at which the consignment leaves the country.					
Example:					
LOC+42+BE-BRU'					

5. Segments Layout

Segment number: 15

SG4		- C	9 - GOR-DTM-LOC-SEL-FTX-SG5
SEL		- C	9 - Seal number
Function:			
To specify the seal number or a range of seal numbers.			
	EDIFACT	GS1	* Description
9308 Seal identifier	C an..35	R	
C215 SEAL ISSUER	C	R	
9303 Sealing party name code	C an..3	R	CA = Carrier CU = Customs SH = Shipper TO = Terminal operator
1131 Code list identification code	C an..17	O	
3055 Code list responsible agency code	C an..3	D	
9302 Sealing party name	C an..35	O	
4517 Seal condition code	C an..3	O	
C208 IDENTITY NUMBER RANGE	C	N	
7402 Object identifier	M an..35		
7402 Object identifier	C an..35		
Segment Notes:			
This segment is used to specify a seal number and the sealing party, for the entire consignment, e.g. the carrier being responsible for sealing the truck.			
Example: SEL+4282+CA:::EUROLOG'			
Dependency Notes:			
The use of the SEL segment in the segment group 37 is recommended. Only if customs seals are involved in particular transport environments such as bonded goods the SEL segment in the segment group 4 should be used.			

5. Segments Layout

Segment number: 16

SG4		- C	9 - GOR-DTM-LOC-SEL-FTX-SG5		
FTX		- C	9 - Free text		
Function:					
To provide free form or coded text information.					
		EDIFACT	GS1	*	Description
4451	Text subject code qualifier	M an..3	M		CIP = Customs clearance instruction import
4453	Free text function code	C an..3	O		1 = Text for subsequent use 3 = Text for immediate use
C107	TEXT REFERENCE	C	D		This composite is only used when trading partners have agreed to use mutually defined code values.
4441	Free text value code	M an..17	M		
1131	Code list identification code	C an..17	O		
3055	Code list responsible agency code	C an..3	D		91 = Assigned by supplier or supplier's agent 92 = Assigned by buyer or buyer's agent
C108	TEXT LITERAL	C	D		This composite is only used if coded text can not be used.
4440	Free text value	M an..512	M		
4440	Free text value	C an..512	O		
4440	Free text value	C an..512	O		
4440	Free text value	C an..512	O		
4440	Free text value	C an..512	O		
3453	Language name code	C an..3	D		ISO 639 two alpha code This data element is only used when non coded free text has been provided in data element C108.
4447	Free text format code	C an..3	N		
Segment Notes:					
This segment is used to specify additional information.					
Use of this segment in free form is not recommended since it may inhibit automatic processing of the Transport Instruction. Coded references to standard texts is an available functionality which enables automatic processing and reduces transmission and processing overheads. Standard texts should be mutually defined among trading partners and can be used to cover legal and other requirements.					
Example:					
FTX+CIP+1+001::91'					

5. Segments Layout

Segment number: 17

SG4	- C	9 - GOR-DTM-LOC-SEL-FTX-SG5			
SG5	- C	9 - DOC-DTM			
DOC	- M	1 - Document/message details			
Function:					
To identify documents and details directly related to it.					
		EDIFACT	GS1	*	Description
C002	DOCUMENT/MESSAGE NAME	M	M		
1001	Document name code	C an..3	R		821 = Despatch note model T1 822 = Despatch note model T2
1131	Code list identification code	C an..17	O		
3055	Code list responsible agency code	C an..3	D		
1000	Document name	C an..35	O		
C503	DOCUMENT/MESSAGE DETAILS	C	O		
1004	Document identifier	C an..35	R		
1373	Document status code	C an..3	O		2 = Accompanying goods 4 = To arrive by separate EDI message
1366	Document source description	C an..70	O		
3453	Language name code	C an..3	O		ISO 639 two alpha
1056	Version identifier	C an..9	N		
1060	Revision identifier	C an..6	N		
3153	Communication medium type code	C an..3	N		
1220	Document copies required quantity	C n..2	O		
1218	Document originals required quantity	C n..2	O		
Segment Notes:					
This segment is used to identify any documentation related to the entire consignment which is required by government, e.g. despatch note model T2 that ascertains that all goods of the consignment were originally produced in a country of the European Community.					
Example:					
DOC+822+12345:2'					

5. Segments Layout

Segment number: 18

SG4	- C	9 - GOR-DTM-LOC-SEL-FTX-SG5
SG5	- C	9 - DOC-DTM
DTM	- C	1 - Date/time/period

Function:
To specify date, and/or time, or period.

		EDIFACT	GS1	*	Description
C507	DATE/TIME/PERIOD	M	M		
2005	Date or time or period function code qualifier	M an..3	M	*	7 = Effective date/time 36 = Expiry date 137 = Document/message date/time 273 = Validity period
2380	Date or time or period value	C an..35	R		
2379	Date or time or period format code	C an..3	R		102 = CCYYMMDD 203 = CCYYMMDDHHMM 718 = CCYYMMDD-CCYYMMDD

Segment Notes:

This segment is used to specify any dates related to the previous DOC segment, e.g. date of the despatch note model T2.

Example:
DTM+137:20021210:102'

5. Segments Layout

Segment number: 19

SG8	- C	99 - TDT-DTM-SG9-SG10			
TDT	- M	1 - Details of transport			
Function: To specify the transport details such as mode of transport, means of transport, its conveyance reference number and the identification of the means of transport. The segment may be pointed to by the TPL segment.					
		EDIFACT	GS1	*	Description
8051	Transport stage code qualifier	M an..3	M		10 = Pre-carriage transport 20 = Main-carriage transport 30 = On-carriage transport
8028	Means of transport journey identifier	C an..17	O		Reference number covering the transport.
C220	MODE OF TRANSPORT	C	A		
8067	Transport mode name code	C an..3	R		10 = 20 = 30 = 40 = 60 =
8066	Transport mode name	C an..17	N		
C228	TRANSPORT MEANS	C	O		
8179	Transport means description code	C an..8	D		23 = Rail bulk car 31 = Truck 3138 = Armoured vehicle
8178	Transport means description	C an..17	D		
C040	CARRIER	C	O		
3127	Carrier identifier	C an..17	A		Global Location Number GLN - Format n13
1131	Code list identification code	C an..17	O		
3055	Code list responsible agency code	C an..3	D		9 = GS1
3128	Carrier name	C an..35	O		
8101	Transit direction indicator code	C an..3	O		BS = Buyer to supplier SB = Supplier to buyer
C401	EXCESS TRANSPORTATION INFORMATION	C	N		
8457	Excess transportation reason code	M an..3			
8459	Excess transportation responsibility code	M an..3			
7130	Customer shipment authorisation identifier	C an..17			
C222	TRANSPORT IDENTIFICATION	C	O		
8213	Transport means identification name identifier	C an..9	O		
1131	Code list identification code	C an..17	O		
3055	Code list responsible agency code	C an..3	D		DE 3055 must be used if DE 8213 is used.

5. Segments Layout

Segment number: 19

		EDIFACT	GS1	*	Description
8212	Transport means identification name	C an..35	R		Vehicle licence plate/Aircraft number
8453	Transport means nationality code	C an..3	O		ISO 3166 two alpha code
8281	Transport means ownership indicator code	C an..3	N		

Segment Notes:

This segment is used to indicate the transport means, and where necessary, the carrier to be used for the consignment for which a transport instruction is being issued. When used, it is mandatory to indicate the main carriage transport mode in this segment.

Example:

TDT+20++30+31'

Dependency Notes:

DE C228: DE 8179 and DE 8178 are only used when the type of transport must be specifically identified, that is, a generic description such as road transport is unsuitable.

5. Segments Layout

Segment number: 20

SG8		- C	99 - TDT-DTM-SG9-SG10		
DTM		- C	9 - Date/time/period		
Function:					
To specify date, and/or time, or period.					
		EDIFACT	GS1	*	Description
C507	DATE/TIME/PERIOD	M	M		
2005	Date or time or period function code qualifier	M an..3	M		133 = Departure date/time, estimated 190 = Transshipment date/time
2380	Date or time or period value	C an..35	R		
2379	Date or time or period format code	C an..3	R		102 = CCYYMMDD 203 = CCYYMMDDHHMM
Segment Notes:					
This segment is used to specify dates relating to the transport means.					
Example:					
DTM+133:200212151000:203'					

5. Segments Layout

Segment number: 21

SG8	- C	99 - TDT-DTM-SG9-SG10
SG9	- C	99 - LOC-DTM
LOC	- M	1 - Place/location identification

Function:

To identify a place or a location and/or related locations.

		EDIFACT	GS1	*	Description
3227	Location function code qualifier	M an..3	M		9 = Place/port of loading 11 = Place/port of discharge
C517	LOCATION IDENTIFICATION	C	A		
3225	Location name code	C an..25	A		GLN - Format n13
1131	Code list identification code	C an..17	O		
3055	Code list responsible agency code	C an..3	D		9 = GS1 DE 3055 must be used if DE 3225 is used and does not contain an UN/LOCODE.
3224	Location name	C an..256	O		
C519	RELATED LOCATION ONE IDENTIFICATION	C	N		
3223	First related location name code	C an..25			
1131	Code list identification code	C an..17			
3055	Code list responsible agency code	C an..3			
3222	First related location name	C an..70			
C553	RELATED LOCATION TWO IDENTIFICATION	C	N		
3233	Second related location name code	C an..25			
1131	Code list identification code	C an..17			
3055	Code list responsible agency code	C an..3			
3232	Second related location name	C an..70			
5479	Relation code	C an..3	N		

Segment Notes:

This segment is used to identify locations relating to the transport details for the complete transport instruction.

Example:

LOC+9+5412345678908::9'

5. Segments Layout

Segment number: 22

SG8	- C	99 - TDT-DTM-SG9-SG10		
SG9	- C	99 - LOC-DTM		
DTM	- C	9 - Date/time/period		
Function:				
To specify date, and/or time, or period.				
	EDIFACT	GS1	*	Description
C507	DATE/TIME/PERIOD	M	M	
2005	Date or time or period function code qualifier	M an..3	M	133 = Departure date/time, estimated 136 = Departure date/time
2380	Date or time or period value	C an..35	R	
2379	Date or time or period format code	C an..3	R	102 = CCYYMMDD 203 = CCYYMMDDHHMM
Segment Notes:				
This segment is used to specify any dates related to the location identified for a specific stage of transport.				
Example:				
DTM+133:20021210:102'				

5. Segments Layout

Segment number: 23

SG8	- C	99 - TDT-DTM-SG9-SG10
SG10	- C	9 - RFF-DTM
RFF	- M	1 - Reference

Function:

To specify a reference.

		EDIFACT	GS1	*	Description
C506	REFERENCE	M	M		
1153	Reference code qualifier	M an..3	M		AWB = Air waybill number BM = Bill of lading number CMR = Road consignment note number RCN = Railway consignment note number
1154	Reference identifier	C an..70	R		
1156	Document line identifier	C an..6	N		
4000	Reference version identifier	C an..35	N		
1060	Revision identifier	C an..6	N		

Segment Notes:

This segment is used to specify references related to the transport details for the complete transport instruction.

Example:

RFF+AWB:2435362'

5. Segments Layout

Segment number: 24

SG8	- C	99 - TDT-DTM-SG9-SG10			
SG10	- C	9 - RFF-DTM			
DTM	- C	1 - Date/time/period			
Function: To specify date, and/or time, or period.					
		EDIFACT	GS1	*	Description
C507	DATE/TIME/PERIOD	M	M		
2005	Date or time or period function code qualifier	M an..3	M	*	171 = Reference date/time
2380	Date or time or period value	C an..35	R		
2379	Date or time or period format code	C an..3	R		102 = CCYYMMDD 203 = CCYYMMDDHHMM 718 = CCYYMMDD-CCYYMMDD
Segment Notes: This segment is used to specify any dates related to the previous RFF segment. Example: DTM+171:20021210:102'					

5. Segments Layout

Segment number: 25

SG11		- M	99 - NAD-LOC-MOA-SG12-SG13-SG15		
NAD		- M	1 - Name and address		
Function:					
To specify the name/address and their related function, either by C082 only and/or unstructured by C058 or structured by C080 thru 3207.					
		EDIFACT	GS1	*	Description
3035	Party function code qualifier	M an..3	M		CA = Carrier CG = Carrier's agent CN = Consignee CZ = Consignor DP = Delivery party FP = Freight/charges payer FW = Freight forwarder PW = Despatch party
C082	PARTY IDENTIFICATION DETAILS	C	A		
3039	Party identifier	M an..35	M		For identification of parties it is recommended to use GLN - Format n13.
1131	Code list identification code	C an..17	N		
3055	Code list responsible agency code	C an..3	R	*	9 = GS1
C058	NAME AND ADDRESS	C	O		This composite may only be used to fulfill the requirements of directive 2003/58/EC, article 4.
3124	Name and address description	M an..35	M		
3124	Name and address description	C an..35	O		
3124	Name and address description	C an..35	O		
3124	Name and address description	C an..35	O		
3124	Name and address description	C an..35	O		
C080	PARTY NAME	C	D		
3036	Party name	M an..35	M		Party Name in clear text.
3036	Party name	C an..35	O		
3036	Party name	C an..35	O		
3036	Party name	C an..35	O		
3036	Party name	C an..35	O		
3045	Party name format code	C an..3	O		
C059	STREET	C	D		
3042	Street and number or post office box identifier	M an..35	M		Building Name/Number and Street
3042	Street and number or post office box identifier	C an..35	O		Name and/or P.O. Box
3042	Street and number or post office box identifier	C an..35	O		
3042	Street and number or post office box identifier	C an..35	O		
3164	City name	C an..35	D		City/Town, clear text.
C819	COUNTRY SUB-ENTITY	C	D		

5. Segments Layout

Segment number: 25

	EDIFACT	GS1	*	Description
DETAILS				
3229 Country sub-entity name code	C an..9	O		
1131 Code list identification code	C an..17	O		
3055 Code list responsible agency code	C an..3	O		
3228 Country sub-entity name	C an..70	O		County/State, clear text.
3251 Postal identification code	C an..17	D		Postal Code
3207 Country name code	C an..3	D		ISO 3166 two alpha code

Segment Notes:

This segment is used to identify the trading partners involved in the Transport Instruction message. Identification of the Consignor and Carrier or Forwarder is mandatory in the Transport Instruction message. If required, a Consignee may also be identified using NAD at this level in the message.

Example:

NAD+PW+5412345000013::9'
NAD+CZ+5412345000020::9'

Dependency Notes:

The following composites and data elements are only used when a coded name and address can not be used.
The affected composites and data elements are as follows:

C080 - C059 - 3164 - C819 - 3251 - 3207

5. Segments Layout

Segment number: 26

SG11		- M	99 - NAD-LOC-MOA-SG12-SG13-SG15		
LOC		- C	9 - Place/location identification		
Function:					
To identify a place or a location and/or related locations.					
		EDIFACT	GS1	*	Description
3227	Location function code qualifier	M an..3	M		7 = Place of delivery
C517	LOCATION IDENTIFICATION	C	A		
3225	Location name code	C an..25	A		GLN - Format n13
1131	Code list identification code	C an..17	O		
3055	Code list responsible agency code	C an..3	D		9 = GS1 DE 3055 must be used if DE 3225 is used and does not contain an UN/LOCODE.
3224	Location name	C an..256	O		
C519	RELATED LOCATION ONE IDENTIFICATION	C	N		
3223	First related location name code	C an..25			
1131	Code list identification code	C an..17			
3055	Code list responsible agency code	C an..3			
3222	First related location name	C an..70			
C553	RELATED LOCATION TWO IDENTIFICATION	C	N		
3233	Second related location name code	C an..25			
1131	Code list identification code	C an..17			
3055	Code list responsible agency code	C an..3			
3232	Second related location name	C an..70			
5479	Relation code	C an..3	N		
Segment Notes:					
This segment is used to identify locations related to the party specified in the NAD segment.					
It is recommended that Global Location Numbers GLN - Format n13 - be used for the identification of all locations.					
Example:					
LOC+7+5412345678908::9'					

5. Segments Layout

Segment number: 27

SG11 - M 99 - NAD-LOC-MOA-SG12-SG13-SG15				
MOA - C 9 - Monetary amount				
Function: To specify a monetary amount.				
	EDIFACT	GS1	*	Description
C516 MONETARY AMOUNT	M	M		
5025 Monetary amount type code qualifier	Man..3	M		22 = Cash on delivery amount 50 = Disbursements
5004 Monetary amount	C n..35	R		
6345 Currency identification code	C an..3	O		Use ISO 4217 three alpha.
6343 Currency type code qualifier	C an..3	N		
4405 Status description code	C an..3	N		
Segment Notes: This segment is used to indicate monetary amounts for the party receiving the goods. Example: MOA+22:15000:EUR'				

5. Segments Layout

Segment number: 28

SG11	- M	99 - NAD-LOC-MOA-SG12-SG13-SG15
SG12	- C	9 - CTA-COM
CTA	- M	1 - Contact information
Function:		
To identify a person or a department to whom communication should be directed.		
	EDIFACT	GS1 * Description
3139 Contact function code	C an..3	R IC = Information contact TR = Transport contact
C056 DEPARTMENT OR EMPLOYEE DETAILS	C	O
3413 Department or employee name code	C an..17	O
3412 Department or employee name	C an..35	O
Segment Notes:		
This segment is used to identify department and contact names within the party specified in the NAD segment.		
Example:		
CTA+TR+:G REID'		

5. Segments Layout

Segment number: 29

SG11	- M	99 - NAD-LOC-MOA-SG12-SG13-SG15
SG12	- C	9 - CTA-COM
COM	- C	9 - Communication contact
Function:		
To identify a communication number of a department or a person to whom communication should be directed.		
	EDIFACT	GS1 * Description
C076 COMMUNICATION CONTACT	M	M
3148 Communication address identifier	Man..512	M
3155 Communication address code qualifier	Man..3	M
EM = Electronic mail TE = Telephone AO = Uniform Resource Location (URL)		
Segment Notes:		
This segment identifies the communications number and type of communications for the person or department identified in the previous CTA segment.		
Example:		
COM+0033148759632:FX'		

5. Segments Layout

Segment number: 30

SG11	- M	99 - NAD-LOC-MOA-SG12-SG13-SG15		
SG13	- C	9 - DOC-DTM		
DOC	- M	1 - Document/message details		
Function:				
To identify documents and details directly related to it.				
	EDIFACT	GS1	*	Description
C002	DOCUMENT/MESSAGE NAME	M	M	
1001	Document name code	C an..3	R	811 = Export licence 911 = Import licence
1131	Code list identification code	C an..17	O	
3055	Code list responsible agency code	C an..3	D	
1000	Document name	C an..35	N	
C503	DOCUMENT/MESSAGE DETAILS	C	O	
1004	Document identifier	C an..35	R	
1373	Document status code	C an..3	O	
1366	Document source description	C an..70	O	
3453	Language name code	C an..3	O	ISO 639 two alpha
1056	Version identifier	C an..9	N	
1060	Revision identifier	C an..6	N	
3153	Communication medium type code	C an..3	N	
1220	Document copies required quantity	C n..2	O	
1218	Document originals required quantity	C n..2	O	
Segment Notes:				
This segment is used to identify any documentation related to the party identified in the NAD segment which must accompany the consignment.				
Example:				
DOC+811+1253D'				

5. Segments Layout

Segment number: 31

SG11	- M	99 - NAD-LOC-MOA-SG12-SG13-SG15			
SG13	- C	9 - DOC-DTM			
DTM	- C	1 - Date/time/period			
Function:					
To specify date, and/or time, or period.					
	EDIFACT	GS1	*	Description	
C507	DATE/TIME/PERIOD	M	M		
2005	Date or time or period function code qualifier	M an..3	M	*	7 = Effective date/time 36 = Expiry date 137 = Document/message date/time 273 = Validity period
2380	Date or time or period value	C an..35	R		
2379	Date or time or period format code	C an..3	R		102 = CCYYMMDD 203 = CCYYMMDDHHMM 718 = CCYYMMDD-CCYYMMDD
Segment Notes:					
This segment is used to specify any dates related to the previous DOC segment.					
Example:					
DTM+137:20021210:102'					

5. Segments Layout

Segment number: 32

SG11	- M	99 - NAD-LOC-MOA-SG12-SG13-SG15
SG15	- C	9 - RFF-DTM
RFF	- M	1 - Reference

Function:
To specify a reference.

	EDIFACT	GS1	*	Description
C506 REFERENCE	M	M		
1153 Reference code qualifier	M an..3	M	*	YC1 = Additional party identification (GS1 Temporary Code) GN = Government reference number VA = VAT registration number XA = Company/place registration number
1154 Reference identifier	C an..70	R		
1156 Document line identifier	C an..6	N		
4000 Reference version identifier	C an..35	N		
1060 Revision identifier	C an..6	N		

Segment Notes:
This segment is used to provide references related to the party identified in the NAD segment.

Example:
RFF+YC1:6532'

5. Segments Layout

Segment number: 33

SG11	- M	99 - NAD-LOC-MOA-SG12-SG13-SG15			
SG15	- C	9 - RFF-DTM			
DTM	- C	9 - Date/time/period			
Function:					
To specify date, and/or time, or period.					
		EDIFACT	GS1	*	Description
C507	DATE/TIME/PERIOD	M	M		
2005	Date or time or period function code qualifier	M an..3	M	*	171 = Reference date/time
2380	Date or time or period value	C an..35	R		
2379	Date or time or period format code	C an..3	R		102 = CCYYMMDD 203 = CCYYMMDDHHMM 718 = CCYYMMDD-CCYYMMDD
Segment Notes:					
This segment is used to specify dates relating to the references given in the previous RFF segment.					
Example:					
DTM+171:20021125:102'					

5. Segments Layout

Segment number: 34

SG18 - C 999 - GID-HAN-TMP-RNG-LOC-MOA-PIA-FTX-SG19-GDS-SG20-SG21-SG22-SG23-SG24-SG29-SG32				
GID - M 1 - Goods item details				
Function: To indicate totals of a goods item.				
	EDIFACT	GS1	*	Description
1496 Goods item number	C n..5	R		Application number identifying items within the current consignment.
C213 NUMBER AND TYPE OF PACKAGES	C	R		Despatch units are identified in the first occurrence of this composite.
7224 Package quantity	C n..8	R		
7065 Package type description code	C an..17	O		09 = Returnable pallet (GS1 Temporary Code) 201 = Pallet ISO 1 - 1/1 EURO Pallet (GS1 Temporary Code) CT = PK =
1131 Code list identification code	C an..17	N		
3055 Code list responsible agency code	C an..3	D	*	9 = GS1
7064 Type of packages	C an..35	N		
7233 Packaging related description code	C an..3	N		
C213 NUMBER AND TYPE OF PACKAGES	C	O		
7224 Package quantity	C n..8	O		
7065 Package type description code	C an..17	O		09 = Returnable pallet (GS1 Temporary Code) 201 = Pallet ISO 1 - 1/1 EURO Pallet (GS1 Temporary Code) CT = PK =
1131 Code list identification code	C an..17	N		
3055 Code list responsible agency code	C an..3	D	*	9 = GS1 This data element is only used with the code value '9' if the code value in data element 7065 is an GS1 code.
7064 Type of packages	C an..35	N		
7233 Packaging related description code	C an..3	N		
C213 NUMBER AND TYPE OF PACKAGES	C	O		
7224 Package quantity	C n..8	O		
7065 Package type description code	C an..17	O		09 = Returnable pallet (GS1 Temporary Code) 201 = Pallet ISO 1 - 1/1 EURO Pallet (GS1 Temporary Code) CT = PK =

5. Segments Layout

		N	
--	--	---	--

5. Segments Layout

Segment number: 34

		EDIFACT	GS1	*	Description
1131	Code list identification code	C an..17			
3055	Code list responsible agency code	C an..3	D	*	9 = GS1
7064	Type of packages	C an..35	N		
7233	Packaging related description code	C an..3	N		
C213	NUMBER AND TYPE OF PACKAGES	C	O		
7224	Package quantity	C n..8	O		
7065	Package type description code	C an..17	O		09 = Returnable pallet (GS1 Temporary Code) 201 = Pallet ISO 1 - 1/1 EURO Pallet (GS1 Temporary Code) CT = PK =
1131	Code list identification code	C an..17	N		
3055	Code list responsible agency code	C an..3	D	*	9 = GS1
7064	Type of packages	C an..35	N		
7233	Packaging related description code	C an..3	N		
C213	NUMBER AND TYPE OF PACKAGES	C	O		
7224	Package quantity	C n..8	O		
7065	Package type description code	C an..17	O		09 = Returnable pallet (GS1 Temporary Code) 201 = Pallet ISO 1 - 1/1 EURO Pallet (GS1 Temporary Code) CT = PK =
1131	Code list identification code	C an..17	N		
3055	Code list responsible agency code	C an..3	D	*	9 = GS1
7064	Type of packages	C an..35	N		
7233	Packaging related description code	C an..3	N		

Segment Notes:

This segment is the trigger segment for the detail section of the transport instruction message. It is used to specify the number and type of packaging for the goods item.
Within the GID segment it is possible to identify up to 5 levels of packaging hierarchy for the transport goods item.
Despatch units are identified in the first occurrence of C213.

Example:

GID+1+1:09::9+6:CT'

(The top level is returnable pallet which contains a second level of 6 cartons.)

5. Segments Layout

Segment number: 35

SG18	- C	999 - GID-HAN-TMP-RNG-LOC-MOA-PIA-FTX-SG19-GDS-SG20-SG21-SG22-SG23-SG24-SG29-SG32			
HAN	- C	99 - Handling instructions			
Function: To specify handling and where necessary, notify hazards.					
		EDIFACT	GS1	*	Description
C524	HANDLING INSTRUCTIONS	C	A		
4079	Handling instruction description code	C an..3	R		BIG = Outsized (GS1 Temporary Code) CRU = Crushable (GS1 Temporary Code) EAT = Foodstuffs (GS1 Temporary Code) HGA = Hanging garment (GS1 Temporary Code) HWC = Handle with care (GS1 Temporary Code) STR = Stacking restricted (GS1 Temporary Code) UST = Unstackable (GS1 Temporary Code)
1131	Code list identification code	C an..17	A		
3055	Code list responsible agency code	C an..3	D	*	9 = GS1 60 = Assigned by national trade agency DE 3055 must be used if DE 4079 is used and does not contain an UN/EDIFACT code.
4078	Handling instruction description	C an..70	O		
C218	HAZARDOUS MATERIAL	C	O		The identification of hazardous materials is carried out using the DGS and FTX segments at goods item level.
7419	Hazardous material category name code	C an..7	D		The preferred way to provide 'ADR international classification' or 'Hazardous material standard text' is to use DE 1131. Used to provide the material class code of an organization.
1131	Code list identification code	C an..17	O		ADR = Accord Europeen au transport international dangereuses (GS1 Temporary Code) HMT = Hazardous material standard text (GS1 Temporary Code)
3055	Code list responsible agency code	C an..3	D	*	9 = GS1
7418	Hazardous material category name	C an..35	O		To be used when no code value is available for DE7419.
Segment Notes: This segment is used to provide handling instructions relevant to the transport line item identified in the GID segment. Example: HAN+EAT::9'					

5. Segments Layout

Segment number: 36

SG18 - C 999 - GID-HAN-TMP-RNG-LOC-MOA-PIA-FTX-SG19-GDS-SG20-SG21-SG22-SG23-SG24-SG29-SG32				
TMP - C 1 - Temperature				
Function: To specify the temperature setting.				
	EDIFACT	GS1	*	Description
6245 Temperature type code qualifier	M an..3	M		1 = Storage temperature 2 = Transport temperature
C239 TEMPERATURE SETTING	C	R		
6246 Temperature value	C n..15	R		
6411 Measurement unit code	C an..3	O		CEL = degree celsius FAH = degree Fahrenheit
Segment Notes: This segment is used to specify a temperature setting related to the current goods item. Example: TMP+1+40:CEL'				

5. Segments Layout

Segment number: 37

SG18 - C 999 - GID-HAN-TMP-RNG-LOC-MOA-PIA-FTX-SG19-GDS-SG20-SG21-SG22-SG23-SG24-SG29-SG32					
RNG - C 1 - Range details					
Function: To identify a range.					
		EDIFACT	GS1	*	Description
6167	Range type code qualifier	M an..3	M	*	5 = Temperature range
C280	RANGE	C	R		
6411	Measurement unit code	M an..3	M		CEL = degree celsius FAH = degree Fahrenheit
6162	Range minimum value	C n..18	R		
6152	Range maximum value	C n..18	O		
Segment Notes: This segment is used to specify a temperature range related to the current goods item. Example: RNG+5+CEL:40:45'					

5. Segments Layout

Segment number: 38

SG18 - C 999 - GID-HAN-TMP-RNG-LOC-MOA-PIA-FTX-SG19-GDS-SG20-SG21-SG22-SG23-SG24-SG29-SG32				
LOC - C 9 - Place/location identification				
Function: To identify a place or a location and/or related locations.				
		EDIFACT	GS1	* Description
3227	Location function code qualifier	M an..3	M	27 = Country of origin
C517	LOCATION IDENTIFICATION	C	A	
3225	Location name code	C an..25	A	For country identification see ISO 3166 two alpha code, DE 3207
1131	Code list identification code	C an..17	O	
3055	Code list responsible agency code	C an..3	D	5 = ISO (International Organization for Standardization) 9 = GS1 DE 3055 must be used if DE 3225 is used and does not contain an UN/LOCODE.
3224	Location name	C an..256	O	
C519	RELATED LOCATION ONE IDENTIFICATION	C	N	
3223	First related location name code	C an..25		
1131	Code list identification code	C an..17		
3055	Code list responsible agency code	C an..3		
3222	First related location name	C an..70		
C553	RELATED LOCATION TWO IDENTIFICATION	C	N	
3233	Second related location name code	C an..25		
1131	Code list identification code	C an..17		
3055	Code list responsible agency code	C an..3		
3232	Second related location name	C an..70		
5479	Relation code	C an..3	N	
Segment Notes: This segment is used to indicate locations relevant to the current goods item line. Example: LOC+27+BE::5'				

5. Segments Layout

Segment number: 39

SG18 - C 999 - GID-HAN-TMP-RNG-LOC-MOA-PIA-FTX-SG19-GDS-SG20-SG21-SG22-SG23-SG24-SG29-SG32				
MOA - C 9 - Monetary amount				
Function: To specify a monetary amount.				
	EDIFACT	GS1	*	Description
C516 MONETARY AMOUNT	M	M		
5025 Monetary amount type code qualifier	Man..3	M		40 = Customs value 44 = Declared value for carriage 157 = Insurance value
5004 Monetary amount	C n..35	R		
6345 Currency identification code	C an..3	O		ISO 4217 three alpha
6343 Currency type code qualifier	C an..3	N		
4405 Status description code	C an..3	N		
Segment Notes: This segment is used to specify the value of the goods item for customs, insurance or other valuation purposes. Example: MOA+40:45300:EUR'				

5. Segments Layout

Segment number: 40

SG18		- C	999 - GID-HAN-TMP-RNG-LOC-MOA-PIA-FTX-SG19-GDS-SG20-SG21-SG22-SG23-SG24-SG29-SG32		
PIA		- C	9 - Additional product id		
Function: To specify additional or substitutional item identification codes.					
		EDIFACT	GS1	*	Description
4347	Product identifier code qualifier	M an..3	M	*	1 = Additional identification 5 = Product identification Product Id function, coded has the following restricted coded functions: 1 = Additional Identification - To provide additional identifications for the goods item specified in the GID segment, e.g. harmonised system codes. 5 = Product Identification - To provide global trade item number(s) of the products contained in the current goods item identified in the GID segment.
C212	ITEM NUMBER IDENTIFICATION	M	M		
7140	Item identifier	C an..35	R		
7143	Item type identification code	C an..3	R		HS = Harmonised system SRV = GS1 Global Trade Item Number
1131	Code list identification code	C an..17	O		
3055	Code list responsible agency code	C an..3	D		9 = GS1 89 = Assigned by distributor 91 = Assigned by supplier or supplier's agent 92 = Assigned by buyer or buyer's agent
C212	ITEM NUMBER IDENTIFICATION	C	O		
7140	Item identifier	C an..35	R		
7143	Item type identification code	C an..3	R		
1131	Code list identification code	C an..17	O		
3055	Code list responsible agency code	C an..3	D		
C212	ITEM NUMBER IDENTIFICATION	C	O		
7140	Item identifier	C an..35	R		
7143	Item type identification code	C an..3	R		
1131	Code list identification code	C an..17	O		
3055	Code list responsible agency code	C an..3	D		
C212	ITEM NUMBER IDENTIFICATION	C	O		
7140	Item identifier	C an..35	R		
7143	Item type identification code	C an..3	R		
1131	Code list identification code	C an..17	O		
3055	Code list responsible agency code	C an..3	D		
C212	ITEM NUMBER IDENTIFICATION	C	O		
7140	Item identifier	C an..35	R		
7143	Item type identification code	C an..3	R		
1131	Code list identification code	C an..17	O		
3055	Code list responsible agency code	C an..3	D		
C212	ITEM NUMBER IDENTIFICATION	C	O		

5. Segments Layout

Segment number: 40

		EDIFACT	GS1	*	Description
IDENTIFICATION					
7140	Item identifier	C an..35	R		
7143	Item type identification code	C an..3	R		
1131	Code list identification code	C an..17	O		
3055	Code list responsible agency code	C an..3	D		

Segment Notes:

This segment is used to specify identification codes relating to the goods item for which a transport instruction is being issued.

Code values provided in this segment are provided for information purposes and not for the identification of the goods to be consigned. The identification of the goods to be consigned is carried out in the GID segment.

Example:

PIA+1+HS003211:HS'

PIA+5+5410738251028:SRV'

5. Segments Layout

Segment number: 41

SG18 - C 999 - GID-HAN-TMP-RNG-LOC-MOA-PIA-FTX-SG19-GDS-SG20-SG21-SG22-SG23-SG24-SG29-SG32				
FTX - C 99 - Free text				
Function: To provide free form or coded text information.				
	EDIFACT	GS1	*	Description
4451 Text subject code qualifier	M an..3	M		AAA = Goods description AAI = General information DEL = Delivery information SIN = Special instructions ZZZ = Mutually defined
4453 Free text function code	C an..3	O		1 = Text for subsequent use
C107 TEXT REFERENCE	C	D		This composite is only used when trading partners have agreed to use mutually defined code values.
4441 Free text value code	Man..17	M		
1131 Code list identification code	C an..17	O		
3055 Code list responsible agency code	C an..3	D		9 = GS1 91 = Assigned by supplier or supplier's agent 92 = Assigned by buyer or buyer's agent
C108 TEXT LITERAL	C	D		This composite is only used if coded text can not be used.
4440 Free text value	Man..512	M		
4440 Free text value	C an..512	O		
4440 Free text value	C an..512	O		
4440 Free text value	C an..512	O		
4440 Free text value	C an..512	O		
3453 Language name code	C an..3	D		ISO 639 two alpha code This data element is only used when non coded free text has been provided in data element C108.
4447 Free text format code	C an..3	N		
Segment Notes:				
This segment is used to provide free form or coded text information related to the goods item.				
Use of this segment in free form is not recommended since it may inhibit automatic processing of the Transport Instruction. Coded references to standard texts is an available functionality which enables automatic processing and reduces transmission overheads. Standard texts should be mutually defined between trading partners and can be used to cover legal or other requirements.				
Note 1: All free text descriptive data for the goods item must be placed in this segment using code value 'AAA' in data element 4451.				
Example: FTX+AAA+++CONSUMER ELECTRONICS'				

5. Segments Layout

Segment number: 42

SG18	- C	999 - GID-HAN-TMP-RNG-LOC-MOA-PIA-FTX-SG19-GDS-SG20-SG21-SG22-SG23-SG24-SG29-SG32			
SG19	- C	9 - NAD-DTM			
NAD	- M	1 - Name and address			
Function:					
To specify the name/address and their related function, either by C082 only and/or unstructured by C058 or structured by C080 thru 3207.					
		EDIFACT	GS1	*	Description
3035	Party function code qualifier	M an..3	M	*	DP = Delivery party PW = Despatch party
C082	PARTY IDENTIFICATION DETAILS	C	A		
3039	Party identifier	M an..35	M		For identification of parties it is recommended to use GLN - Format n13.
1131	Code list identification code	C an..17	N		
3055	Code list responsible agency code	C an..3	R	*	9 = GS1
C058	NAME AND ADDRESS	C	O		This composite may only be used to fulfill the requirements of directive 2003/58/EC, article 4.
3124	Name and address description	M an..35	M		
3124	Name and address description	C an..35	O		
3124	Name and address description	C an..35	O		
3124	Name and address description	C an..35	O		
3124	Name and address description	C an..35	O		
C080	PARTY NAME	C	D		Party Name in clear text.
3036	Party name	M an..35	M		
3036	Party name	C an..35	O		
3036	Party name	C an..35	O		
3036	Party name	C an..35	O		
3036	Party name	C an..35	O		
3045	Party name format code	C an..3	O		
C059	STREET	C	D		
3042	Street and number or post office box identifier	M an..35	M		Building Name/Number and Street
3042	Street and number or post office box identifier	C an..35	O		Name and/or P.O. Box
3042	Street and number or post office box identifier	C an..35	O		
3042	Street and number or post office box identifier	C an..35	O		
3164	City name	C an..35	D		City/Town, clear text.
C819	COUNTRY SUB-ENTITY DETAILS	C	D		
3229	Country sub-entity name code	C an..9	O		
1131	Code list identification code	C an..17	O		

5. Segments Layout

Segment number: 42

		EDIFACT	GS1	*	Description
3055	Code list responsible agency code	C an..3	O		
3228	Country sub-entity name	C an..70	O		County/State, clear text.
3251	Postal identification code	C an..17	D		Postal Code
3207	Country name code	C an..3	D		ISO 3166 two alpha code

Segment Notes:

This segment is used to identify parties related to the despatch and delivery of the current goods item. Information provided here will override similar information provided at the heading level (group 11) when the same qualifier is used.
Only two repetitions of this segment are allowed per goods item.

Example:

NAD+PW+5411234512309::9'
NAD+DP+5412345123453::9'

Dependency Notes:

The following composites and data elements are only used when a coded name and address can not be used.
The affected composites and data elements are as follows:
C080 - C059 - 3164 - C819 - 3251 - 3207

5. Segments Layout

Segment number: 43

SG18	- C	999 - GID-HAN-TMP-RNG-LOC-MOA-PIA-FTX-SG19-GDS-SG20-SG21-SG22-SG23-SG24-SG29-SG32			
SG19	- C	9 - NAD-DTM			
DTM	- C	1 - Date/time/period			
Function:					
To specify date, and/or time, or period.					
		EDIFACT	GS1	*	Description
C507	DATE/TIME/PERIOD	M	M		
2005	Date or time or period function code qualifier	Man..3	M	*	2 = Delivery date/time, requested 10 = Shipment date/time, requested 63 = Delivery date/time, latest 64 = Delivery date/time, earliest 179 = Booking date/time 186 = Departure date/time, actual 191 = Delivery date/time, expected 200 = Pick-up/collection date/time of cargo
2380	Date or time or period value	C an..35	R		
2379	Date or time or period format code	C an..3	R		102 = CCYYMMDD 203 = CCYYMMDDHHMM 719 = CCYYMMDDHHMM-CCYYMMDDHHMM
Segment Notes:					
This segment is used to specify dates and times relating to the despatch or delivery parties specified in the previous NAD segment.					
Example:					
DTM+191:20021220:102'					

5. Segments Layout

Segment number: 44

SG18 - C 999 - GID-HAN-TMP-RNG-LOC-MOA-PIA-FTX-SG19-GDS-SG20-SG21-SG22-SG23-SG24-SG29-SG32				
GDS - C 9 - Nature of cargo				
Function: To indicate the type of cargo as a general classification.				
	EDIFACT	GS1	*	Description
C703 NATURE OF CARGO	C	R		
7085 Cargo type classification code	Man..3	M		11 = Hazardous cargo 12 = General cargo
1131 Code list identification code	C an..17	O		
3055 Code list responsible agency code	C an..3	D		
Segment Notes: This segment is used to specify the exact nature of the goods. Example: GDS+11'				

5. Segments Layout

Segment number: 45

SG18	- C	999 - GID-HAN-TMP-RNG-LOC-MOA-PIA-FTX-SG19-GDS-SG20-SG21-SG22-SG23-SG24-SG29-SG32			
SG20	- C	99 - MEA-EQN			
MEA	- M	1 - Measurements			
Function:					
To specify physical measurements, including dimension tolerances, weights and counts.					
		EDIFACT	GS1	*	Description
6311	Measurement purpose code qualifier	M an..3	M		AAE = Measurement CHW = Chargeable weight LMT = Loading metre
C502	MEASUREMENT DETAILS	C	A		
6313	Measured attribute code	C an..3	A		<p>AAB = Unit gross weight AAW = Gross volume G = Gross weight AFF = Gross measure cube LN = Length dimension NPP = Number of pallet places (GS1 Temporary Code) PMC = Package net measurement cube (GS1 Temporary Code) T = Tare weight</p> <p>This qualifier determines the measurement value to be applied either to one single despatch unit of the goods item or to a number of despatch units of the goods item.</p> <p>When Unit Gross Weight is provided in this segment the measurement provided relates to the total gross weight of one single despatch unit in the goods item. The number of despatch units of the goods item that all have the same quoted gross weight is specified in the EQN segment when different from the number of despatch units specified in the GID segment.</p> <p>When Gross Weight is provided the measurement relates to the total gross weight of a number of despatch units in the goods item. The number of despatch units of the goods item that together have the quoted gross weight is specified in the EQN segment when different from the number of despatch units specified in the GID segment.</p>
6321	Measurement significance code	C an..3	O		3 = Approximately 4 = Equal to
6155	Non-discrete measurement name code	C an..17	N		
6154	Non-discrete measurement name	C an..70	N		
C174	VALUE/RANGE	C	R		
6411	Measurement unit code	M an..3	M		KGM = kilogram LTR = litre MTR = metre MTQ = cubic metre TNE = tonne (metric ton) H87 = Piece
6314	Measurement value	C an..18	O		

5. Segments Layout

Segment number: 45

		EDIFACT	GS1	*	Description
6162	Range minimum value	C n..18	O		
6152	Range maximum value	C n..18	O		
6432	Significant digits quantity	C n..2	O		
7383	Surface or layer code	C an..3	O		

Segment Notes:

This segment is used to specify a measurement for the goods identified in the GID segment. All measurements given in the MEA segments relate to the highest level of packaging (the despatch units) identified in the GID segment.

Example:

MEA+CHW+G+KGM:1600'

5. Segments Layout

Segment number: 46

SG18	- C	999 - GID-HAN-TMP-RNG-LOC-MOA-PIA-FTX-SG19-GDS-SG20-SG21-SG22-SG23-SG24-SG29-SG32			
SG20	- C	99 - MEA-EQN			
EQN	- C	1 - Number of units			
Function: To specify the number of units.					
		EDIFACT	GS1	*	Description
C523	NUMBER OF UNIT DETAILS	M	M		
6350	Units quantity	C n..15	R		
6353	Unit type code qualifier	C an..3	N		
Segment Notes: This segment is used to specify the number of packages (despatch units) within the goods item to which the measurement applies. Example: EQN+10'					

5. Segments Layout

Segment number: 47

SG18	- C	999 - GID-HAN-TMP-RNG-LOC-MOA-PIA-FTX-SG19-GDS-SG20-SG21-SG22-SG23-SG24-SG29-SG32		
SG21	- C	99 - DIM-EQN		
DIM	- M	1 - Dimensions		
Function: To specify dimensions.				
	EDIFACT	GS1	*	Description
6145	Dimension type code qualifier	M an..3	M	<div>1 = Gross dimensions</div> <div>10E = Unit gross dimensions (GS1 Temporary Code)</div> <div>This qualifier determines the dimension values to be applied either to one single despatch unit of the goods item or to a number of despatch units of the goods item.</div> <div>When Unit Gross Dimensions are provided in this segment the dimension values provided relate to the total gross dimensions of one single despatch unit in the goods item. The number of despatch units of the goods item that all have the same quoted gross dimensions is specified in the EQN segment when different from the number of despatch units specified in the GID segment.</div> <div>When Gross Dimensions are provided the dimension values relate to the total gross dimension of a number of despatch units in the goods item. The number of despatch units of the goods item that together have the quoted gross dimension is specified in the EQN segment when different from the number of despatch units specified in the GID segment.</div>
C211	DIMENSIONS	M	M	
6411	Measurement unit code	M an..3	M	MTR = metre
6168	Length dimension value	C n..15	O	
6140	Width dimension value	C n..15	O	
6008	Height dimension value	C n..15	O	
Segment Notes: This segment is used to indicate the dimensions of the goods item identified in the GID segment. All dimensions given in the DIM segments relate to the highest level packaging (the despatch units) identified in the GID segment. Example: DIM+1+MTR:4:2:2'				

5. Segments Layout

Segment number: 48

SG18	- C	999 - GID-HAN-TMP-RNG-LOC-MOA-PIA-FTX-SG19-GDS-SG20-SG21-SG22-SG23-SG24-SG29-SG32			
SG21	- C	99 - DIM-EQN			
EQN	- C	1 - Number of units			
Function: To specify the number of units.					
		EDIFACT	GS1	*	Description
C523	NUMBER OF UNIT DETAILS	M	M		
6350	Units quantity	C n..15	R		
6353	Unit type code qualifier	C an..3	N		
Segment Notes: This segment is used to specify the number of packages (despatch units) within the goods items to which the dimensions apply.					
Example: EQN+40'					

5. Segments Layout

Segment number: 49

SG18	- C	999 - GID-HAN-TMP-RNG-LOC-MOA-PIA-FTX-SG19-GDS-SG20-SG21-SG22-SG23-SG24-SG29-SG32
SG22	- C	9 - RFF-DTM
RFF	- M	1 - Reference

Function:
To specify a reference.

		EDIFACT	GS1	*	Description
C506	REFERENCE	M	M		
1153	Reference code qualifier	M an..3	M		AWB = Air waybill number CT = Contract number HWB = House waybill number MWB = Master air waybill number
1154	Reference identifier	C an..70	R		
1156	Document line identifier	C an..6	N		
4000	Reference version identifier	C an..35	N		
1060	Revision identifier	C an..6	N		

Segment Notes:
This segment is used to specify references which are applicable to the current goods item only.

Example:
RFF+CT:52441'

5. Segments Layout

Segment number: 50

SG18	- C	999 - GID-HAN-TMP-RNG-LOC-MOA-PIA-FTX-SG19-GDS-SG20-SG21-SG22-SG23-SG24-SG29-SG32			
SG22	- C	9 - RFF-DTM			
DTM	- C	9 - Date/time/period			
Function:					
To specify date, and/or time, or period.					
		EDIFACT	GS1	*	Description
C507	DATE/TIME/PERIOD	M	M		
2005	Date or time or period function code qualifier	M an..3	M	*	171 = Reference date/time
2380	Date or time or period value	C an..35	R		
2379	Date or time or period format code	C an..3	R		102 = CCYYMMDD 203 = CCYYMMDDHHMM 718 = CCYYMMDD-CCYYMMDD
Segment Notes:					
This segment is used to indicate dates relevant to the references specified in the previous RFF segment.					
Example:					
DTM+171:20021010:102'					

5. Segments Layout

Segment number: 51

SG18	- C	999 - GID-HAN-TMP-RNG-LOC-MOA-PIA-FTX-SG19-GDS-SG20-SG21-SG22-SG23-SG24-SG29-SG32			
SG23	- C	999 - PCI-GIN			
PCI	- M	1 - Package identification			
Function:					
To specify markings and labels on individual packages or physical units.					
		EDIFACT	GS1	*	Description
4233	Marking instructions code	C an..3	R		17 = Supplier's instructions 18 = Carrier's instructions 33E = Marked with serial shipping container code (GS1 Temporary Code)
C210	MARKS & LABELS	C	O		
7102	Shipping marks description	M an..35	M		
7102	Shipping marks description	C an..35	O		
7102	Shipping marks description	C an..35	O		
7102	Shipping marks description	C an..35	O		
7102	Shipping marks description	C an..35	O		
7102	Shipping marks description	C an..35	O		
7102	Shipping marks description	C an..35	O		
7102	Shipping marks description	C an..35	O		
7102	Shipping marks description	C an..35	O		
7102	Shipping marks description	C an..35	O		
8275	Container or package contents indicator code	C an..3	N		
C827	TYPE OF MARKING	C	N		
7511	Marking type code	M an..3			
1131	Code list identification code	C an..17			
3055	Code list responsible agency code	C an..3			
Segment Notes:					
This segment is used to specify markings and labels which have been marked on the packaging of the current goods item.					
Example: PCI+33E'					

5. Segments Layout

Segment number: 52

SG18	- C	999 - GID-HAN-TMP-RNG-LOC-MOA-PIA-FTX-SG19-GDS-SG20-SG21-SG22-SG23-SG24-SG29-SG32
SG23	- C	999 - PCI-GIN
GIN	- C	10 - Goods identity number

Function:

To give specific identification numbers, either as single numbers or ranges.

		EDIFACT	GS1	*	Description
7405	Object identification code qualifier	M an..3	M	*	BJ = Serial shipping container code In EANCOM it is required to use the Serial Shipping Container Code (SSCC's) for unique identification of individual transport packages.
C208	IDENTITY NUMBER RANGE	M	M		
7402	Object identifier	M an..35	M		
7402	Object identifier	C an..35	O		
C208	IDENTITY NUMBER RANGE	C	O		
7402	Object identifier	M an..35	M		
7402	Object identifier	C an..35	O		
C208	IDENTITY NUMBER RANGE	C	O		
7402	Object identifier	M an..35	M		
7402	Object identifier	C an..35	O		
C208	IDENTITY NUMBER RANGE	C	O		
7402	Object identifier	M an..35	M		
7402	Object identifier	C an..35	O		
C208	IDENTITY NUMBER RANGE	C	O		
7402	Object identifier	M an..35	M		
7402	Object identifier	C an..35	O		

Segment Notes:

This segment is used to provide the Serial Shipping Container Code marked on the packaging of the current goods item.

Example:

GIN+BJ+354123450000000014'

5. Segments Layout

Segment number: 53

SG18	- C	999 - GID-HAN-TMP-RNG-LOC-MOA-PIA-FTX-SG19-GDS-SG20-SG21-SG22-SG23-SG24-SG29-SG32			
SG24	- C	9 - DOC-DTM			
DOC	- M	1 - Document/message details			
Function:					
To identify documents and details directly related to it.					
		EDIFACT	GS1	*	Description
C002	DOCUMENT/MESSAGE NAME	M	M		
1001	Document name code	C an..3	R		811 = Export licence 911 = Import licence
1131	Code list identification code	C an..17	O		
3055	Code list responsible agency code	C an..3	D		
1000	Document name	C an..35	N		
C503	DOCUMENT/MESSAGE DETAILS	C	O		
1004	Document identifier	C an..35	R		
1373	Document status code	C an..3	O		2 = Accompanying goods
1366	Document source description	C an..70	O		
3453	Language name code	C an..3	O		ISO 639 two alpha
1056	Version identifier	C an..9	N		
1060	Revision identifier	C an..6	N		
3153	Communication medium type code	C an..3	N		
1220	Document copies required quantity	C n..2	O		
1218	Document originals required quantity	C n..2	O		
Segment Notes:					
This segment is used to specify documents which are required for the current transport goods item only and which must accompany the consignment.					
Example:					
DOC+811+52441'					

5. Segments Layout

Segment number: 54

SG18	- C	999 - GID-HAN-TMP-RNG-LOC-MOA-PIA-FTX-SG19-GDS-SG20-SG21-SG22-SG23-SG24-SG29-SG32
SG24	- C	9 - DOC-DTM
DTM	- C	9 - Date/time/period

Function:
To specify date, and/or time, or period.

		EDIFACT	GS1	*	Description
C507	DATE/TIME/PERIOD	M	M		
2005	Date or time or period function code qualifier	M an..3	M	*	7 = Effective date/time 36 = Expiry date 137 = Document/message date/time 273 = Validity period
2380	Date or time or period value	C an..35	R		
2379	Date or time or period format code	C an..3	R		102 = CCYYMMDD 203 = CCYYMMDDHHMM 718 = CCYYMMDD-CCYYMMDD

Segment Notes:
This segment is used to specify dates relating to the documents identified in the previous DOC segment.

Example:
DTM+36:20020101:102'

5. Segments Layout

Segment number: 55

SG18	- C	999 - GID-HAN-TMP-RNG-LOC-MOA-PIA-FTX-SG19-GDS-SG20-SG21-SG22-SG23-SG24-SG29-SG32
SG29	- C	999 - SGP
SGP	- M	1 - Split goods placement

Function:

To specify the placement of goods in relation to equipment.

		EDIFACT	GS1	*	Description
C237	EQUIPMENT IDENTIFICATION	M	M		
8260	Equipment identifier	C an..17	R		The value in DE 8260 indicates the identity number of the equipment in/on which the goods item is transported.
1131	Code list identification code	C an..17	O		
3055	Code list responsible agency code	C an..3	D		
3207	Country name code	C an..3	N		
7224	Package quantity	C n..8	O		

Segment Notes:

This segment is used to specify the placement of the goods item in equipment used to transport the consignment.

Example:

SGP+45223+1'

5. Segments Layout

Segment number: 56

SG18	- C	999 - GID-HAN-TMP-RNG-LOC-MOA-PIA-FTX-SG19-GDS-SG20-SG21-SG22-SG23-SG24-SG29-SG32			
SG32	- C	99 - DGS-FTX-SG33-SG34			
DGS	- M	1 - Dangerous goods			
Function: To identify dangerous goods.					
		EDIFACT	GS1	*	Description
8273	Dangerous goods regulations code	C an..3	R		ADR = European agreement regarding the total carriage of dangerous goods CFR = 49 code of federal regulations ICA = IATA ICAO RID = Rail/road dangerous goods book (RID)
C205	HAZARD CODE	C	O		
8351	Hazard identification code	M an..7	M		Classification according ADR/RID rules
8078	Additional hazard classification identifier	C an..7	O		Additional according ADR/RID rules
8092	Hazard code version identifier	C an..10	O		
C234	UNDG INFORMATION	C	O		
7124	United Nations Dangerous Goods (UNDG) identifier	C n4	O		
7088	Dangerous goods flashpoint value	C an..8	O		Declaration of the flashpoint.
C223	DANGEROUS GOODS SHIPMENT FLASHPOINT	C	O		
7106	Shipment flashpoint value	C n3	O		
6411	Measurement unit code	C an..3	O		CEL = degree celsius
8339	Packaging danger level code	C an..3	O		1 = Great danger 2 = Medium danger 3 = Minor danger
8364	Emergency procedure for ships identifier	C an..6	O		Only for emergency procedure on ships.
8410	Hazard medical first aid guide identifier	C an..4	O		
8126	Transport emergency card identifier	C an..10	O		TREM card number according ADR.
C235	HAZARD IDENTIFICATION PLACARD DETAILS	C	O		
8158	Orange hazard placard upper part identifier	C an..4	O		Danger signs upper part.
8186	Orange hazard placard lower part identifier	C an4	O		Danger signs lower part.
C236	DANGEROUS GOODS LABEL	C	O		According ADR, FID, IMDG-code, IATA-DGR.
8246	Dangerous goods marking identifier	C an..4	O		Number of dangerous goods document primary hazard.
8246	Dangerous goods marking identifier	C an..4	O		Number of dangerous goods document secondary hazard.

5. Segments Layout

Dangerous goods marking				
-------------------------	--	--	--	--

5. Segments Layout

Segment number: 56

	EDIFACT	GS1	*	Description
8246 identifier	C an..4	O		
8255 Packing instruction type code	C an..3	O		
8325 Hazardous means of transport category code	C an..3	O		Only used by air carrier.
8211 Hazardous cargo transport authorisation code	C an..3	O		

Segment Notes:

This segment is used to indicate whether the goods item contains any dangerous goods.

Example:

DGS+ADR+3B+1178+021:CEL'

5. Segments Layout

Segment number: 57

SG18	- C	999 - GID-HAN-TMP-RNG-LOC-MOA-PIA-FTX-SG19-GDS-SG20-SG21-SG22-SG23-SG24-SG29-SG32		
SG32	- C	99 - DGS-FTX-SG33-SG34		
FTX	- C	99 - Free text		
Function: To provide free form or coded text information.				
	EDIFACT	GS1	*	Description
4451	Text subject code qualifier	M an..3	M	AAC = Dangerous goods additional information AAD = Dangerous goods, technical name
4453	Free text function code	C an..3	O	1 = Text for subsequent use
C107	TEXT REFERENCE	C	D	This composite is only used when trading partners have agreed to use mutually defined code values.
4441	Free text value code	M an..17	M	
1131	Code list identification code	C an..17	O	
3055	Code list responsible agency code	C an..3	D	89 = Assigned by distributor 90 = Assigned by manufacturer 91 = Assigned by supplier or supplier's agent 92 = Assigned by buyer or buyer's agent
C108	TEXT LITERAL	C	D	This composite is only used if coded text can not be used.
4440	Free text value	M an..512	M	
4440	Free text value	C an..512	O	
4440	Free text value	C an..512	O	
4440	Free text value	C an..512	O	
4440	Free text value	C an..512	O	
3453	Language name code	C an..3	D	ISO 639 two alpha code This data element is only used when non coded free text has been provided in data element C108.
4447	Free text format code	C an..3	N	
Segment Notes: This segment is used to specify any additional information required for the dangerous goods. Use of this segment in free form is not recommended since it may inhibit automatic processing of the Transport Instruction. Coded references to standard texts is an available functionality which enables automatic processing and reduces transmission overheads. Standard texts should be mutually defined between trading partners and can be used to cover legal or other requirements. Example: FTX+AAD+++DIETHYL ACETALDEHYDE'				

5. Segments Layout

Segment number: 58

SG18	- C	999 - GID-HAN-TMP-RNG-LOC-MOA-PIA-FTX-SG19-GDS-SG20-SG21-SG22-SG23-SG24-SG29-SG32
SG32	- C	99 - DGS-FTX-SG33-SG34
SG33	- C	9 - CTA-COM
CTA	- M	1 - Contact information

Function:
To identify a person or a department to whom communication should be directed.

		EDIFACT	GS1	*	Description
3139	Contact function code	C an..3	R		HE = Emergency dangerous goods contact HG = Dangerous goods contact
C056	DEPARTMENT OR EMPLOYEE DETAILS	C	O		
3413	Department or employee name code	C an..17	O		
3412	Department or employee name	C an..35	O		

Segment Notes:
This segment is used to specify a contact name relating to the dangerous goods identified in the DGS segment.

Example:
CTA+HG+:J REEVES'

5. Segments Layout

Segment number: 59

SG18	- C	999 - GID-HAN-TMP-RNG-LOC-MOA-PIA-FTX-SG19-GDS-SG20-SG21-SG22-SG23-SG24-SG29-SG32			
SG32	- C	99 - DGS-FTX-SG33-SG34			
SG33	- C	9 - CTA-COM			
COM	- C	9 - Communication contact			
Function:					
To identify a communication number of a department or a person to whom communication should be directed.					
		EDIFACT	GS1	*	Description
C076	COMMUNICATION CONTACT	M	M		
3148	Communication address identifier	M an..512	M		
3155	Communication address code qualifier	M an..3	M		EM = Electronic mail TE = Telephone AO = Uniform Resource Location (URL)
Segment Notes:					
This segment identifies the communications number and type of communications for the person or department identified in the previous CTA segment.					
Example:					
COM+0033148759632:TE'					

5. Segments Layout

Segment number: 60

SG18	- C	999 - GID-HAN-TMP-RNG-LOC-MOA-PIA-FTX-SG19-GDS-SG20-SG21-SG22-SG23-SG24-SG29-SG32			
SG32	- C	99 - DGS-FTX-SG33-SG34			
SG34	- C	9 - MEA-EQN			
MEA	- M	1 - Measurements			
Function:					
To specify physical measurements, including dimension tolerances, weights and counts.					
		EDIFACT	GS1	*	Description
6311	Measurement purpose code qualifier	M an..3	M		AAE = Measurement
C502	MEASUREMENT DETAILS	C	A		
6313	Measured attribute code	C an..3	A		AAW = Gross volume G = Gross weight
6321	Measurement significance code	C an..3	O		3 = Approximately 4 = Equal to
6155	Non-discrete measurement name code	C an..17	N		
6154	Non-discrete measurement name	C an..70	N		
C174	VALUE/RANGE	C	R		
6411	Measurement unit code	M an..3	M		KGM = kilogram LTR = litre
6314	Measurement value	C an..18	O		
6162	Range minimum value	C n..18	O		
6152	Range maximum value	C n..18	O		
6432	Significant digits quantity	C n..2	O		
7383	Surface or layer code	C an..3	N		
Segment Notes:					
This segment is used to indicate a measurement of the dangerous goods in the goods line item.					
Example:					
MEA+AAE+AAW:4+LTR:500'					

5. Segments Layout

Segment number: 61

SG18	- C	999 - GID-HAN-TMP-RNG-LOC-MOA-PIA-FTX-SG19-GDS-SG20-SG21-SG22-SG23-SG24-SG29-SG32			
SG32	- C	99 - DGS-FTX-SG33-SG34			
SG34	- C	9 - MEA-EQN			
EQN	- C	1 - Number of units			
Function:					
To specify the number of units.					
		EDIFACT	GS1	*	Description
C523	NUMBER OF UNIT DETAILS	M	M		
6350	Units quantity	C n..15	R		
6353	Unit type code qualifier	C an..3	O		2 = Transportable unit
Segment Notes:					
This segment is used to indicate the number of units to which the dangerous goods measurements apply.					
Example:					
EQN+1:2'					

5. Segments Layout

Segment number: 62

SG37 - C 999 - EQD-EQN-MEA-DIM-SEL-SG39				
EQD - M 1 - Equipment details				
Function: To identify a unit of equipment.				
	EDIFACT	GS1	*	Description
8053 Equipment type code qualifier	M an..3	M		BPN = Box pallet non exchangeable CN = Container EFP = Exchangeable EUR flat pallet PA = Pallet UL = ULD (Unit load device)
C237 EQUIPMENT IDENTIFICATION	C	R		
8260 Equipment identifier	C an..17	O		The positioning of goods items within equipment in a consignment is controlled through a link with the SGP segment using the DE 8260. DE 8260 in the EQD segment should have the same value as that specified in the SGP segment (DE 8260) in the applicable goods item group to establish the link.
1131 Code list identification code	C an..17	O		
3055 Code list responsible agency code	C an..3	D		9 = GS1
3207 Country name code	C an..3	O		
C224 EQUIPMENT SIZE AND TYPE	C	O		
8155 Equipment size and type description code	C an..10	O		6 = Pressurized tank 21 = Container IC 20 ft.
1131 Code list identification code	C an..17	O		
3055 Code list responsible agency code	C an..3	D		
8154 Equipment size and type description	C an..35	O		
8077 Equipment supplier code	C an..3	O		1 = Shipper supplied 2 = Carrier supplied
8249 Equipment status code	C an..3	O		
8169 Full or empty indicator code	C an..3	O		4 = Empty 5 = Full
Segment Notes: This segment is used to indicate the units of equipment which will be used to transport the goods items. Example: EQD+UL+45223'				

5. Segments Layout

Segment number: 63

SG37 - C 999 - EQD-EQN-MEA-DIM-SEL-SG39				
EQN - C 1 - Number of units				
Function: To specify the number of units.				
	EDIFACT	GS1	*	Description
C523 NUMBER OF UNIT DETAILS	M	M		
6350 Units quantity	C n..15	R		
6353 Unit type code qualifier	C an..3	N		
Segment Notes: This segment is used to specify the number of pieces of equipment required. Example: EQN+10'				

5. Segments Layout

Segment number: 64

SG37		- C	999 - EQD-EQN-MEA-DIM-SEL-SG39		
MEA		- C	9 - Measurements		
Function:					
To specify physical measurements, including dimension tolerances, weights and counts.					
		EDIFACT	GS1	*	Description
6311	Measurement purpose code qualifier	M an..3	M		AAE = Measurement
C502	MEASUREMENT DETAILS	C	A		
6313	Measured attribute code	C an..3	A		G = Gross weight T = Tare weight
6321	Measurement significance code	C an..3	O		3 = Approximately 4 = Equal to
6155	Non-discrete measurement name code	C an..17	O		
6154	Non-discrete measurement name	C an..70	N		
C174	VALUE/RANGE	C	R		
6411	Measurement unit code	M an..3	M		KGM = kilogram TNE = tonne (metric ton)
6314	Measurement value	C an..18	O		
6162	Range minimum value	C n..18	O		
6152	Range maximum value	C n..18	O		
6432	Significant digits quantity	C n..2	O		
7383	Surface or layer code	C an..3	N		
Segment Notes:					
This segment is used to specify the physical dimensions including tolerances of the equipment identified in the preceding EQD segment.					
Example:					
MEA+AAE+G+TNE:5622'					

5. Segments Layout

Segment number: 65

SG37 - C 999 - EQD-EQN-MEA-DIM-SEL-SG39				
DIM - C 9 - Dimensions				
Function: To specify dimensions.				
	EDIFACT	GS1	*	Description
6145 Dimension type code qualifier	M an..3	M		1 = Gross dimensions
C211 DIMENSIONS	M	M		
6411 Measurement unit code	M an..3	M		CMT = centimetre MTR = metre
6168 Length dimension value	C n..15	O		
6140 Width dimension value	C n..15	O		
6008 Height dimension value	C n..15	O		
Segment Notes: This segment is used to indicate the dimensions of the equipment identified in the EQD segment. Example: DIM+1+MTR:2:2:1'				

5. Segments Layout

Segment number: 66

SG37 - C 999 - EQD-EQN-MEA-DIM-SEL-SG39				
SEL - C 99 - Seal number				
Function:				
To specify the seal number or a range of seal numbers.				
	EDIFACT	GS1	*	Description
9308 Seal identifier	C an..35	R		
C215 SEAL ISSUER	C	R		
9303 Sealing party name code	C an..3	R		CA = Carrier CU = Customs SH = Shipper
1131 Code list identification code	C an..17	O		
3055 Code list responsible agency code	C an..3	D		
9302 Sealing party name	C an..35	O		
4517 Seal condition code	C an..3	O		
C208 IDENTITY NUMBER RANGE	C	N		
7402 Object identifier	M an..35			
7402 Object identifier	C an..35			
Segment Notes:				
This segment is used to specify a seal number for the equipment identified in the EQD segment.				
Example:				
SEL+96753+SH'				
Dependency Notes:				
The use of the SEL segment in the segment group 37 is recommended. Only if customs seals are involved in particular transport environments such as bonded goods the SEL segment in the segment group 4 should be used.				

5. Segments Layout

Segment number: 67

SG37	- C	999 - EQD-EQN-MEA-DIM-SEL-SG39			
SG39	- C	9 - NAD-DTM			
NAD	- M	1 - Name and address			
Function:					
To specify the name/address and their related function, either by C082 only and/or unstructured by C058 or structured by C080 thru 3207.					
		EDIFACT	GS1	*	Description
3035	Party function code qualifier	M an..3	M		CK = Empty equipment despatch party CR = Empty equipment return party
C082	PARTY IDENTIFICATION DETAILS	C	A		
3039	Party identifier	M an..35	M		For identification of parties it is recommended to use GLN - Format n13.
1131	Code list identification code	C an..17	N		
3055	Code list responsible agency code	C an..3	R	*	9 = GS1
C058	NAME AND ADDRESS	C	O		This composite may only be used to fulfill the requirements of directive 2003/58/EC, article 4.
3124	Name and address description	M an..35	M		
3124	Name and address description	C an..35	O		
3124	Name and address description	C an..35	O		
3124	Name and address description	C an..35	O		
3124	Name and address description	C an..35	O		
C080	PARTY NAME	C	D		
3036	Party name	M an..35	M		Party Name in clear text.
3036	Party name	C an..35	O		
3036	Party name	C an..35	O		
3036	Party name	C an..35	O		
3036	Party name	C an..35	O		
3045	Party name format code	C an..3	O		
C059	STREET	C	D		
3042	Street and number or post office box identifier	M an..35	M		Building Name/Number and Street
3042	Street and number or post office box identifier	C an..35	O		Name and/or P.O. Box
3042	Street and number or post office box identifier	C an..35	O		
3042	Street and number or post office box identifier	C an..35	O		
3164	City name	C an..35	D		City/Town, clear text.
C819	COUNTRY SUB-ENTITY DETAILS	C	D		
3229	Country sub-entity name code	C an..9	O		
1131	Code list identification code	C an..17	O		
	Code list responsible agency				

5. Segments Layout

Segment number: 67

	EDIFACT	GS1	*	Description
3055 code	C an..3	O		
3228 Country sub-entity name	C an..70	O		County/State, clear text.
3251 Postal identification code	C an..17	D		Postal Code
3207 Country name code	C an..3	D		ISO 3166 two alpha code

Segment Notes:

This segment is used to specify pick up or drop off parties for the equipment specified in the EQD segment.

Example:

NAD+CK+3323456007890::9'

Dependency Notes:

The following composites and data elements are only used when a coded name and address can not be used.

The affected composites and data elements are as follows:

C080 - C059 - 3164 - C819 - 3251 - 3207

5. Segments Layout

Segment number: 68

SG37	- C	999 - EQD-EQN-MEA-DIM-SEL-SG39			
SG39	- C	9 - NAD-DTM			
DTM	- C	1 - Date/time/period			
Function:					
To specify date, and/or time, or period.					
		EDIFACT	GS1	*	Description
C507	DATE/TIME/PERIOD	M	M		
2005	Date or time or period function code qualifier	M an..3	M		54E = Stuffing date/time (GS1 Temporary Code) 55E = Un-stuffing date/time (GS1 Temporary Code)
2380	Date or time or period value	C an..35	R		
2379	Date or time or period format code	C an..3	R		102 = CCYYMMDD 203 = CCYYMMDDHHMM 718 = CCYYMMDD-CCYYMMDD
Segment Notes:					
This segment is used to provide dates related to the equipment specified in the EQD segment.					
Example:					
DTM+54E:20020101:102'					

5. Segments Layout

Segment number: 69

UNT - M 1 - Message trailer				
<p>Function:</p> <p>To end and check the completeness of a message.</p> <p>Notes:</p> <p>1. 0062, the value shall be identical to the value in 0062 in the corresponding UNH segment.</p>				
		EDIFACT	GS1	*
				Description
0074	Number of segments in a message	M n..10	M	
				The total number of segments in the message is detailed here.
0062	Message reference number	M an..14	M	
				The message reference number detailed here should equal the one specified in the UNH segment.
<p>Segment Notes:</p> <p>This segment is a mandatory UN/EDIFACT segment. It must always be the last segment in the message.</p> <p>Example:</p> <p>UNT+72+ME000001'</p>				

6. Examples

The following is an example of a transport instruction messages from a consignor identified by GLN 5412345123453 to a carrier identified with GLN 5411234512309. The consignee (party to receive the goods) is identified with GLN 5411234444402.

The transport instruction is allocated the number 569952 and is dated the 1st of March 2002 . The consignor is requesting the transportation of one returnable pallet by road which contains 14 packages which have a consignor issued reference number of TI1284. The place of departure is identified by GLN 5412345678908. The transport line item, which must be transported within a temperature range of -5 to plus 5 degrees Celsius, has a declared value of the transport line item is 45000 Euros.

GTIN for the packages being transported is identified as 5410738377117 and the serial shipping container code for the pallet containing the packages is identified using the EAN.UCC serial shipping container code 354123450000000014. The delivery party is identified with GLN 5412345145660.

UNH+ME000001+IFTMIN:D:01B:UN:EAN004'	Message header
BGM+610+569952+9'	Transport instruction number
DTM+137:20020301:102'	Message date/time 1st March 2002
DTM+2:200203081100:203'	Delivery date/time requested, 8th March 2002 at 11:00
CNT+11:1'	Total number of packages 1
RFF+CU:TI1284'	Consignor's reference number TI1284
TDT+20++30+31'	Details of transport, by truck
DTM+133:200203051100:203'	Estimated departure of truck 5th March 2002 at 11am
LOC+9+5412345678908::9'	Place of truck loading identified with GLN 5412345678908
NAD+CZ+5412345123453::9'	Consignor identified with GLN 5412345123453
NAD+CA+5411234512309::9'	Carrier identified with GLN 5411234512309
NAD+CN+5411234444402::9'	Consignee identified with GLN 5411234444402
NAD+DP+5412345145660::9'	Delivery party identified with GLN 5412345145660
GID+1+1:09::9+14:PK'	First occurrence of goods in one returnable pallet with 14 packages
HAN+EAT::9'	The goods are foods stuffs
TMP+2+000:CEL'	Transport temperature 0 degrees Celsius
RNG+5+CEL:-5:5'	The range of temperature must be between -5 and 5 degrees Celsius
MOA+44:45000:EUR'	Declared valued of the carriage 45.000 EUR
PIA+5+5410738377117:SRV'	Product identification of the goods using GTIN 5410738377117
MEA+AAE+X7E+KGM:250'	Gross weight of returnable pallet plus 14 packages on the pallet is 250 Kilograms
PCI+33E'	Marked with the EAN.UCC serial shipping container code

6. Examples

GIN+BJ+354123450000000014'

Identification of marked serial shipping container
code

UNT+23+ME000001'

Total number of segments in the message
equals 23

Note :

The EDI interchange will include the UNB..UNZ segments and, if applicable, the UNG..UNE segments. (See part 1 section 5.7).